MEDIA CONTACT
Rosa Mendez
detrmedia@detr.nv.gov

PRESS RELEASE

DETR
Nevada Department of Employment, Training and Rehabilitation
ONE NEVADA - Growing a Skilled, Diverse Workforce

STEVE SISOLAK
Governor

ELISA CAFFERATA
Director

DAVID SCHMIDT
Chief Economist

RESEARCH AND ANALYSIS BUREAU

UNEMPLOYMENT INSURANCE CLAIMS PRESS RELEASE

For Immediate Release
November 6, 2020

Regular UI initial claims down; PUA initial claims remain elevated; Continued claims in UI decline as extended benefit claims rise

CARSON CITY, NV –For the week ending October 31, initial claims for unemployment insurance (UI) totaled 8,158, down 878 claims, or 9.7 percent, compared to last week's total of 9,036 claims, according to finalized data from the Nevada Department of Employment, Training and Rehabilitation (DETR). Through the week ending October 31, there have been 745,239 initial claims filed in 2020, 723,587 of which have been filed since the week ending March 14.

Continued claims, which represent the current number of insured unemployed workers filing weekly for unemployment insurance benefits, fell for the twelfth consecutive week to 114,102, a decline of 13,571 claims, or 10.6 percent, from the previous week's total of 127,673. This is the fewest continued claims since the report week ending March 28 when there were 58,798 claims filed.

Nevada's insured unemployment rate, which is the ratio of continued claims in a week to the total number of jobs covered by the unemployment insurance system (also known as covered employment), fell one percentage points to 8.2 percent. It should be noted that the calculation of the insured unemployment rate is different from that of the state's total unemployment rate.

The Pandemic Unemployment Assistance (PUA) program, which provides up to 46 weeks of benefits for the self-employed, 1099 contract workers, and gig workers saw 50,698 initial claims filed in the week ending October 31, a decrease of 7,085 claims, or 12.3 percent, from last week's total of 57,783. Given the underlying economic conditions, DETR is requiring additional verification of these highly suspect claims. Through the week ending October 31, there have been 613,087 PUA initial claims filed.

PUA continued claims totaled 94,950 in the week ending October 31, an increase of 5,697 claims, or 6.4 percent, from the previous week's total of 89,253. Weekly PUA continued claims are now reported by the benefit week claimed. This follows the reporting procedure for regular continued claims and allows us to understand the number of unemployed workers filing weekly for PUA benefits.

Nevada's Pandemic Emergency Unemployment Compensation (PEUC) program, which provides up to 13 weeks of benefits to individuals who have exhausted their regular unemployment benefits, saw 88,077 claims filed in the week, an increase of 4,610 claims from a week ago. A continued increase in the number of PEUC claims is expected as claimants exhaust their regular program benefits.

Nevada's State Extended Benefit (SEB) program provides up to 20 weeks of benefits to individuals who have exhausted both their regular unemployment and PEUC program. Nevada had 8,534 claims filed in the week, an increase of 1,580 claims from a week ago.

Nationally, the advance figure for unadjusted regular initial claims was, 738,166, a decrease of 543 claims from the previous week. The national insured unemployment rate for the week ending October 24 was 4.7 percent, a 0.4 percentage point decline from the previous week's rate. The national rate is reported with a one-week lag.

State level data from the U.S. Department of Labor can be found here [DOL Weekly Claims Report]. View the state level unemployment insurance claims report for the week ending October 31 here [Weekly Report]. A dashboard for Nevada weekly claims can be viewed here [Weekly Dashboard]. A page for Nevada weekly claims characteristics by program can be viewed here [Weekly Claims Characteristics]. A monthly claims dashboard can be found here [Monthly Dashboard] and a monthly claims demographic page can be found here [Monthly Demographics]. View weekly county claims trends here [Weekly by County]. Dashboards are interactive reports that allow for deeper analysis of the data.

To file for unemployment in the State of Nevada, please use the online application available 24/7 at http://ui.nv.gov/css.html. People unable to file online may file via telephone by calling a UI Claims Call Center between 8 a.m. and 8 p.m., Monday through Friday and Saturday between 8 a.m. and noon. Northern UI Call Center: (775) 684-0350; Southern UI Call Center: (702) 486-0350; Rural areas and Out-of-State: (888) 890-8211. Claimants are highly encouraged to use the internet to file their UI claims, as it is the fastest and most convenient way to file and reserves the phone lines for individuals who are not able or do not have the necessary resources to file online. Online filing during non-peak hours, such as early mornings, at night or weekends is also highly recommended. To continue to receive benefits, claimants must file weekly.

DETR is actively working with law enforcement entities and the Department of Labor to detect, prevent and address unemployment fraud. Employers and individuals who believe they have been a victim of unemployment fraud, can file a report with the agency by visiting www.detr.nv.gov and selecting the Unemployment Fraud tab on the left under "Quick links" and clicking on "Report Fraud to DETR." Once a report is filed with the Department of Employment, Training and Rehabilitation (DETR), nothing else is required by the reporting party. DETR will flag the account so payments are not issued. If needed, the Department may reach out for additional information. To view what additional steps individuals and employers can take should they believe a fraudulent claim has been filed, review DETR's fraud flyer located on the Bulletin Board at www.detr.nv.gov.

For Nevada workers who are self-employed, 1099 contract workers, and gig workers, Nevada's Pandemic Unemployment Assistance program (PUA) is available. For further information regarding the PUA program visit, detr.nv.gov/pua#. Individuals will be able to file online at www.employnv.gov or call the PUA Call Center at (800) 603-9681 or 775-298-6007 or 702-329-6699 between 8 a.m. and 8 p.m., Monday through Friday, and Saturday between 8 a.m. and noon.

Claimants are encouraged to visit http://ui.nv.gov/css.html and at detr.nv.gov/coronavirus to view important announcements and access essential resources. Online tutorial videos are also available in both English and Spanish and can be viewed on the Nevada Unemployment Insurance YouTube page.

###

Visit us http://www.nevadaworkforce.com **and Follow us on Twitter:** http://www.twitter.com/NVlabormarket

ABOUT THE RESEARCH AND ANALYSIS BUREAU
The Research and Analysis Bureau is Nevada's premier source for labor market information. A part of DETR, the Bureau is responsible for creating, analyzing, and reporting Nevada's labor market information, in cooperation with the United States Bureau of Labor Statistics (BLS).

500 E. Third Street, Room 200 | Carson City, Nevada 89713 | 2800 E. St. Louis Ave. | Las Vegas, NV 89104
Phone: (775) 684-3911 | (702) 486-7923 | https://detr.nv.gov | Fax: (775) 684-6426 | Fax: (702) 486-7924

UNEMPLOYMENT INSURANCE CLAIMS

INITIAL CLAIMS:

8,158 REGULAR + 50,698 PUA

Regular initial claims down 878 claims, or 9.7%, compared to the previous week.

PUA initial claims down 7,085, or 12.3%, compared to the previous week.

CONTINUED CLAIMS:

114,102 REGULAR + 94,950 PUA + 88,077 PEUC + 8,534 SEB

Regular continued claims down 13,571 claims, or 10.6%, compared to the previous week.

PUA continued claims up 5,697 claims, or 6.4%, compared to the previous week.

PEUC continued claims up 4,610 claims, or 5.5%, compared to the previous week.

PEUC claims levels are rising as many claimants exhaust the 26 weeks of regular program benefits and move into the PEUC program.

SEB continued claims up 1,580 claims, or 22.7%, compared to the previous week.

Across all programs, there were a total of 305,663 claims filed in the week.

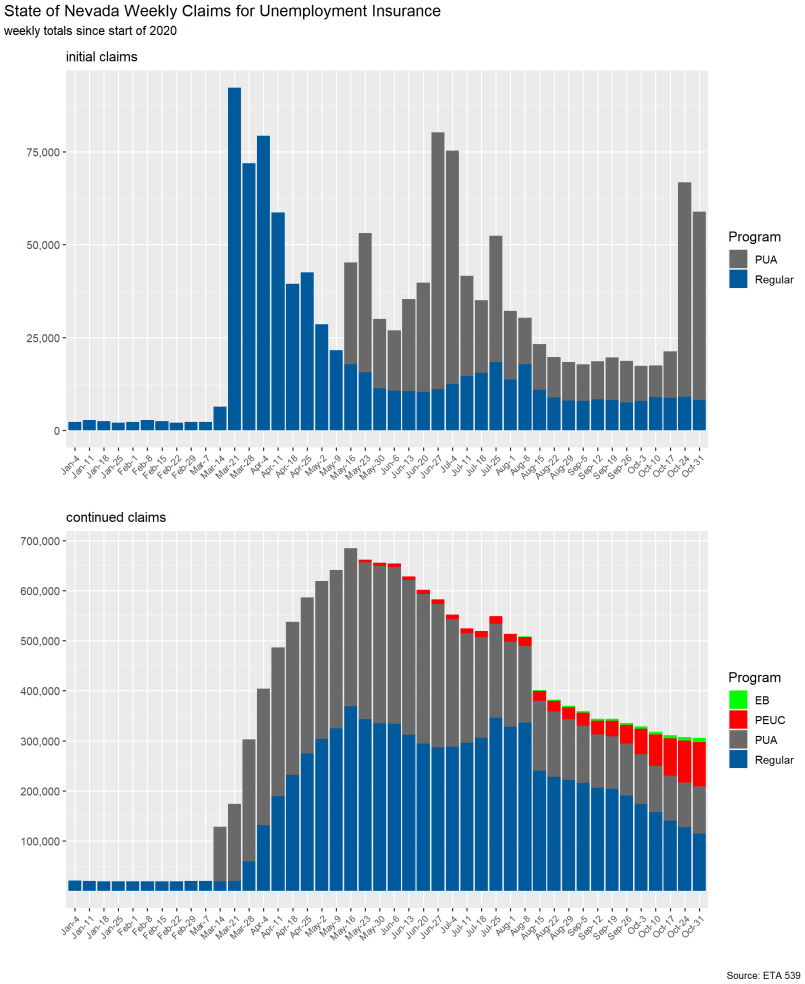

DATA REFLECTS CLAIMS FOR THE WEEK ENDING 10/31/2020

DETR
Nevada Department of Employment, Training and Rehabilitation

State of Nevada Unemployment Insurance Claims

Filing Statistics for Week Ending 10/31/2020

Department of Employment, Training & Rehabilitation

Elisa Cafferata, Director

Lynda Parven, Administrator

David Schmidt, Chief Economist

Prepared by the Research and Analysis Bureau
Updated: 2020-11-05

Weekly Federal UI Claim Statistics

UI Initial Claims by Week

Final initial claims totals for week ending 10/31/2020 (ETA 539).

Regular initial claims totaled 8,158 in the week, down 878 claims, or 9.7%, compared to the previous week.

Pandemic Unemployment Assistance (PUA) claims totaled 50,698 in the week, down 7,085, or 12.3%, compared to the previous week.

A claimant may have filed BOTH a regular initial claim and a PUA initial claim.

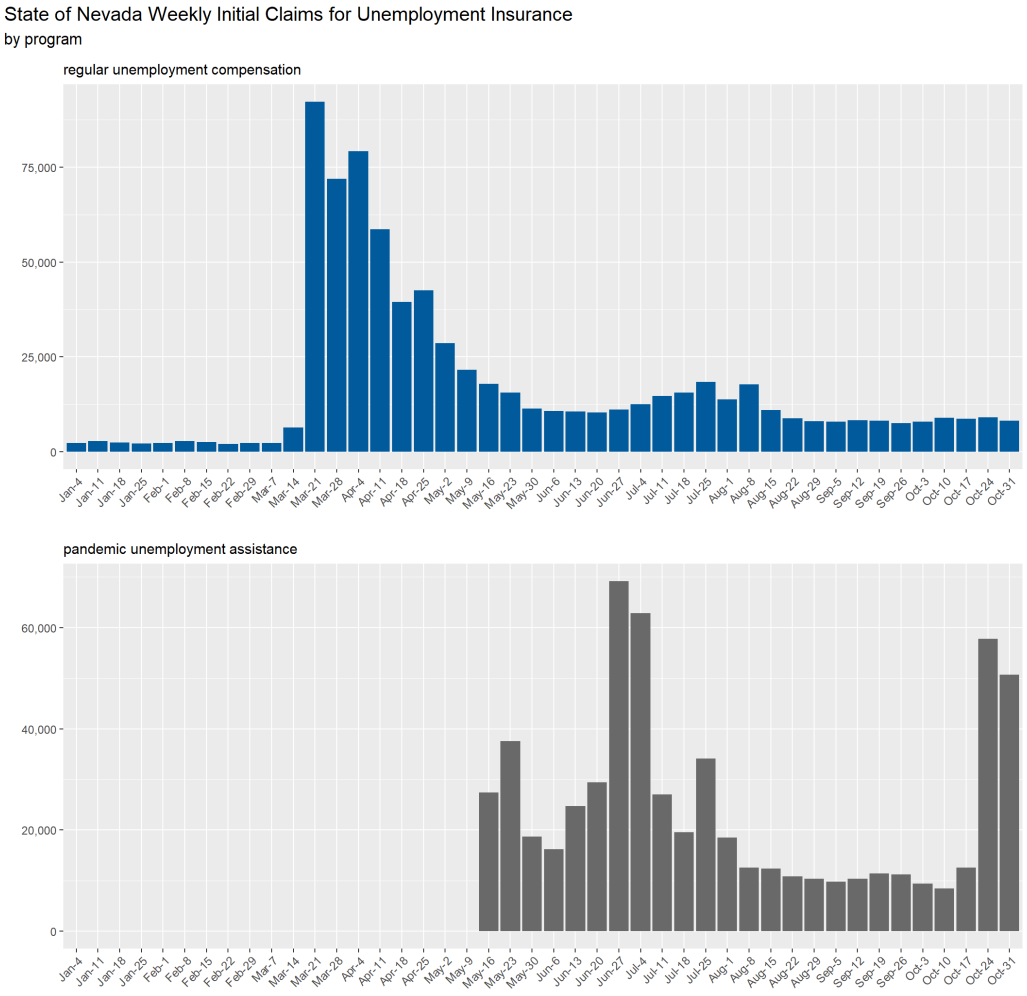

Source: ETA 539

State of Nevada Initial Claims All-Time Weekly Highs

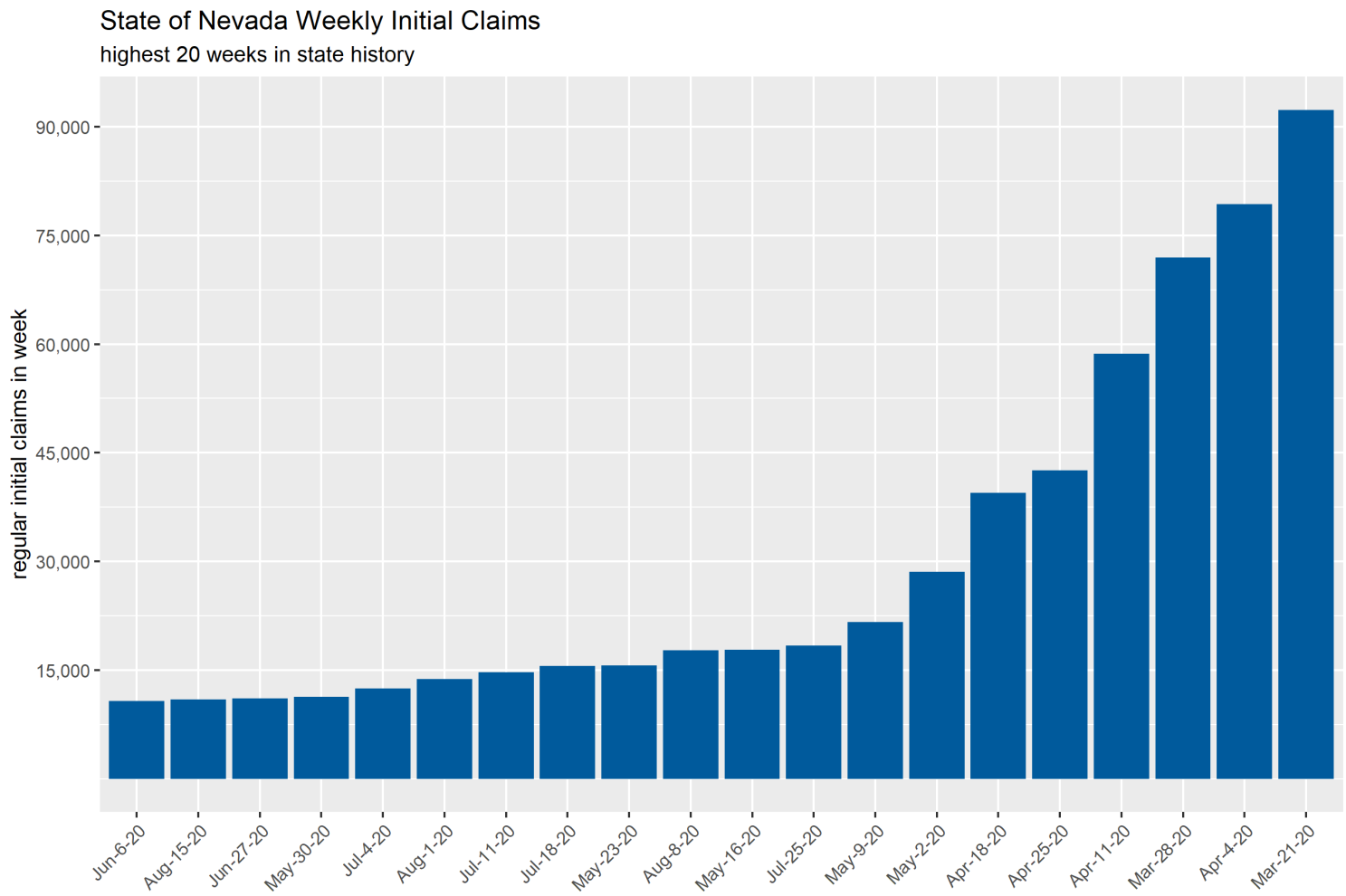

UI Continued Claims by Week

Regular continued claims totaled 114,102 in the week, down 13,571 claims, or 10.6%, compared to the previous week.

Pandemic Unemployment Assistance continued claims totaled 94,950 in the week, up 5,697 claims, or 6.4%, compared to the previous week. PUA continued claims are backdated to show the weeks PUA was claimed.

Pandemic Emergency Unemployment Compensation claims totaled 88,077 in the week, up 4,610 claims, or 5.5%, compared to the previous week.

State Extended Benefit claims totaled 8,534 in the week, up 1,580 claims, or 22.7%, compared to the previous week.

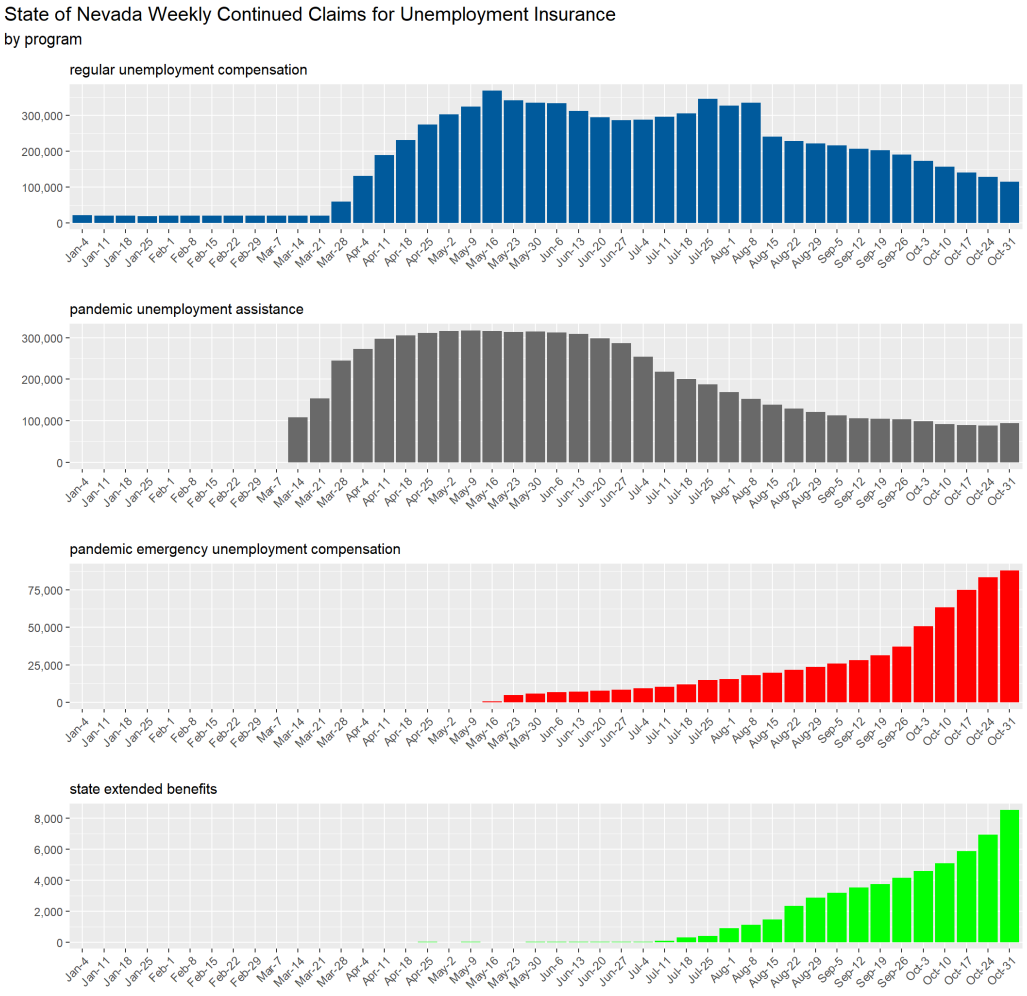

Source: ETA 539

Insured Unemployment Rate

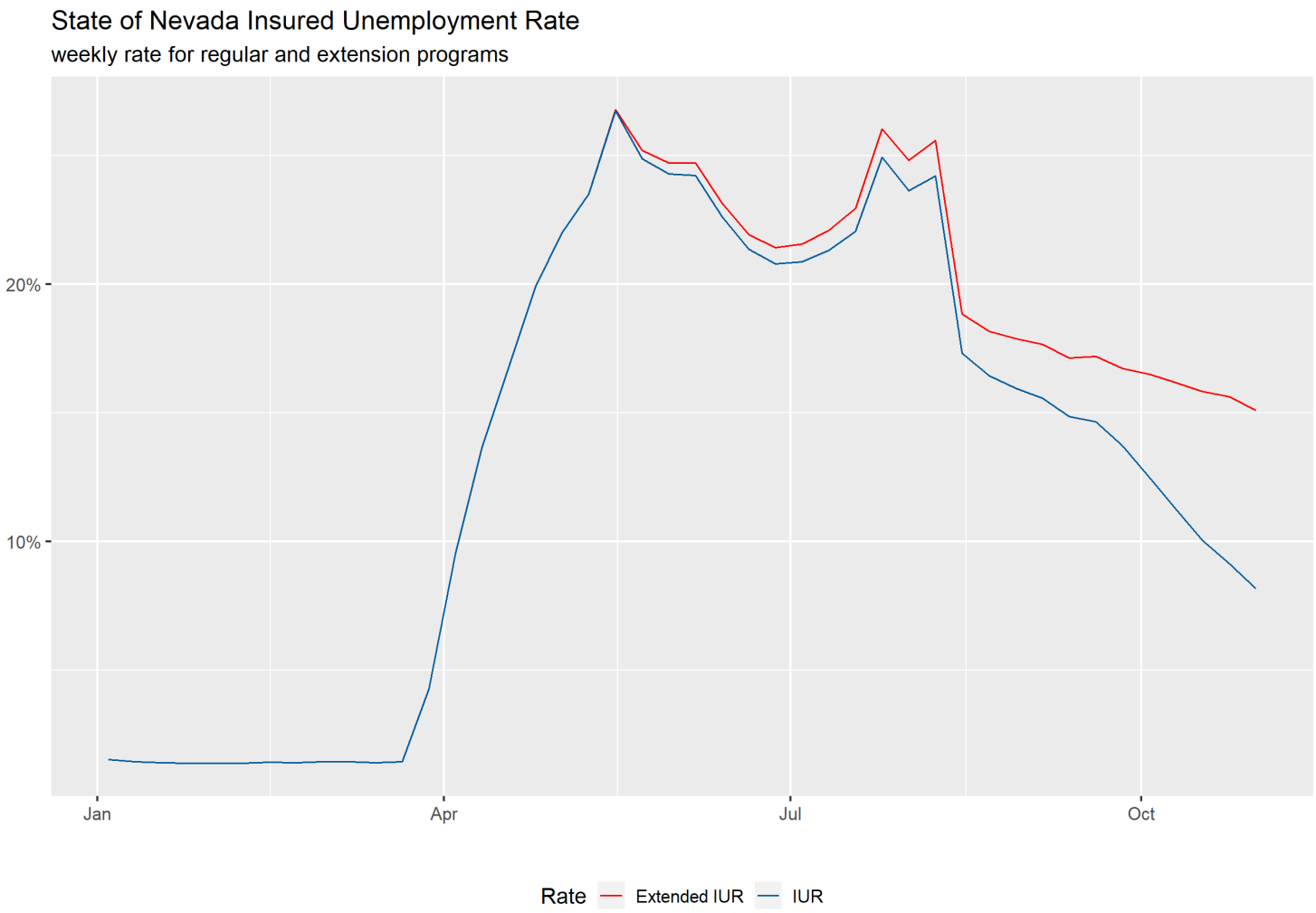

Source: ETA 539

Insured Unemployment Rate by State

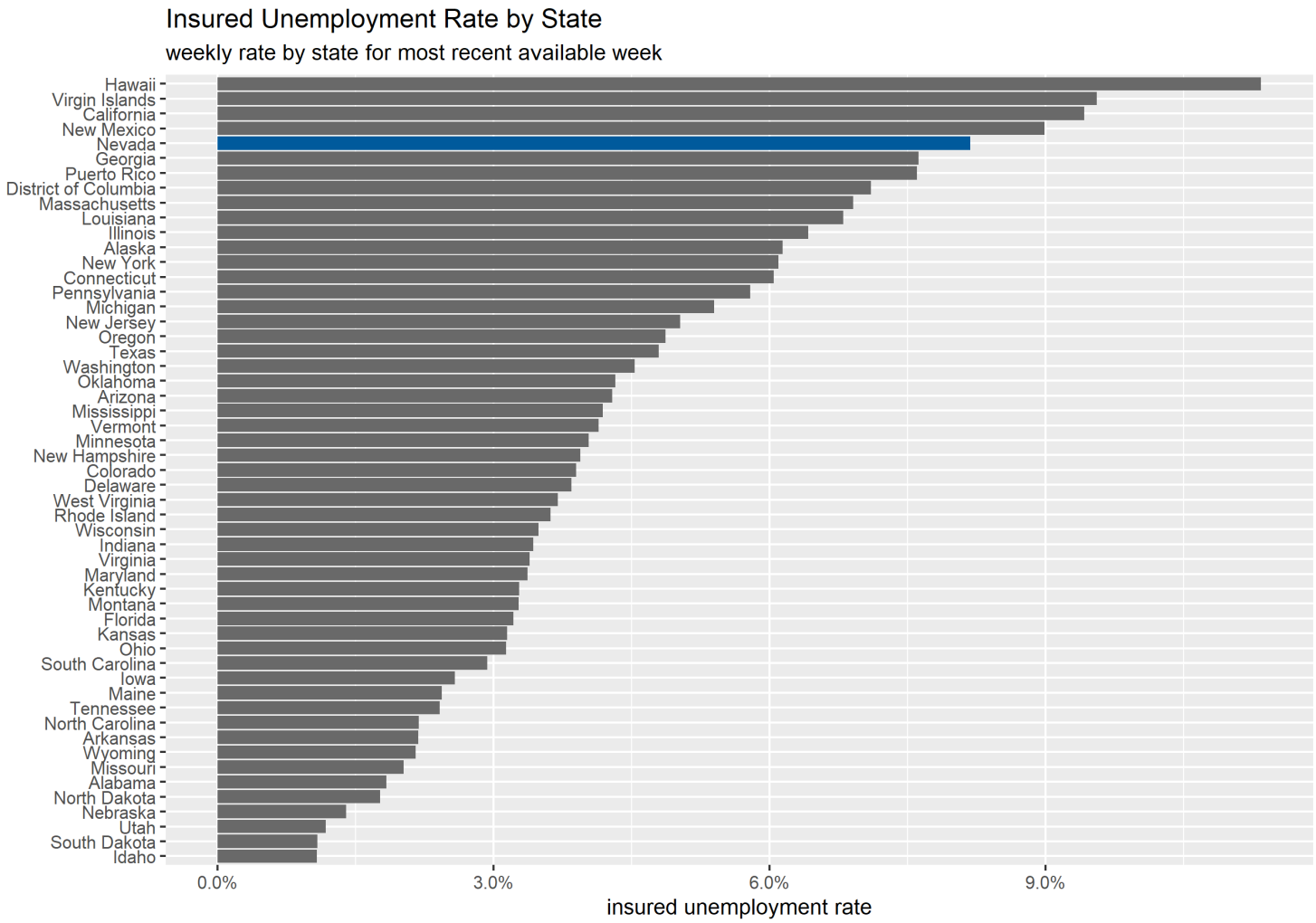

Source: ETA 539

State of Nevada Continued Claims All-Time Weekly Highs

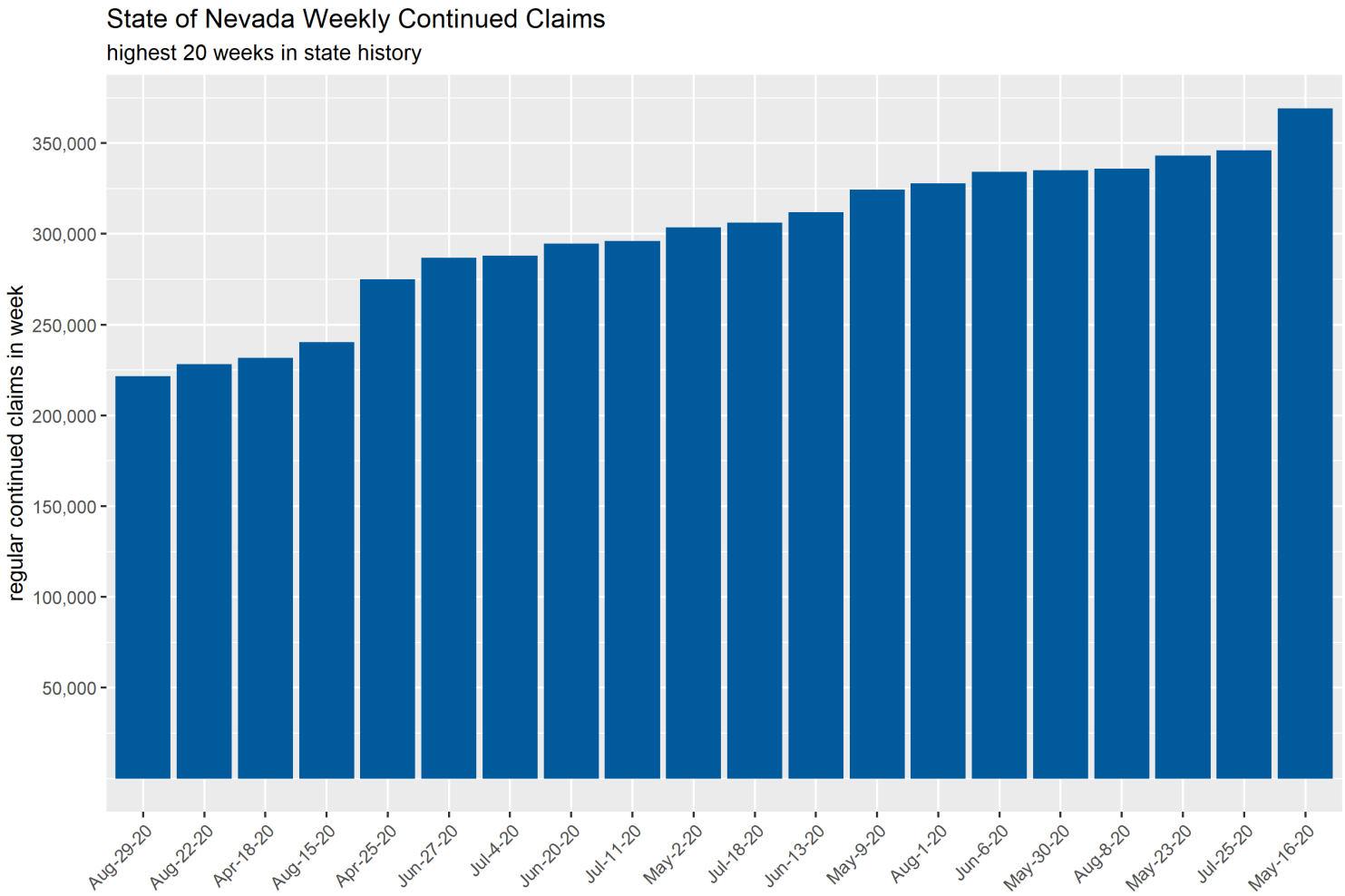

Source: ETA 539

UI Trust Fund Status

UI Trust Fund Balance & Payment Activity

Reported totals and amounts for week ending 10/31/2020

This Trust Fund balance is the end of week balance from DETR Financial Management reports. Due to lags in reporting of transactions and adjustments, week-to-week totals may change. Weeks of benefits remaining is calculated by dividing the current balance by last week's regular UI payments total.

Measure	Current Week	Previous Week	Change from Previous Week	Year-to-Date
Trust Fund Balance	$50,938,555	$68,649,997	-$17,711,442	-
Weeks of Benefits in Trust Fund	1.43	1.68	-0.25	-
Regular UI Payments	$35,560,432	$40,798,649	-$5,238,217	$2,670,916,569
Regular-FPUC Payments	$3,875,700	$5,406,044	-$1,530,344	$2,897,876,144
PEUC Payments	$26,745,734	$26,814,822	-$69,089	$191,809,207
PUA Payments	$13,396,143	$15,357,232	-$1,961,089	$623,957,137
PUA-FPUC Payments	$3,724,560	$5,576,340	-$1,851,780	$881,567,411
SEB Payments	$2,495,775	$1,537,061	$958,714	$13,446,535
LWA Payments	$62,046,180	$85,547,100	-$23,500,920	$174,934,530
LWA-PUA Payments	$470,430	$1,055,910	-$585,480	$42,881,070
All Programs	$148,314,954	$182,093,158	-$33,778,204	$7,497,388,603

Trust Fund Balance

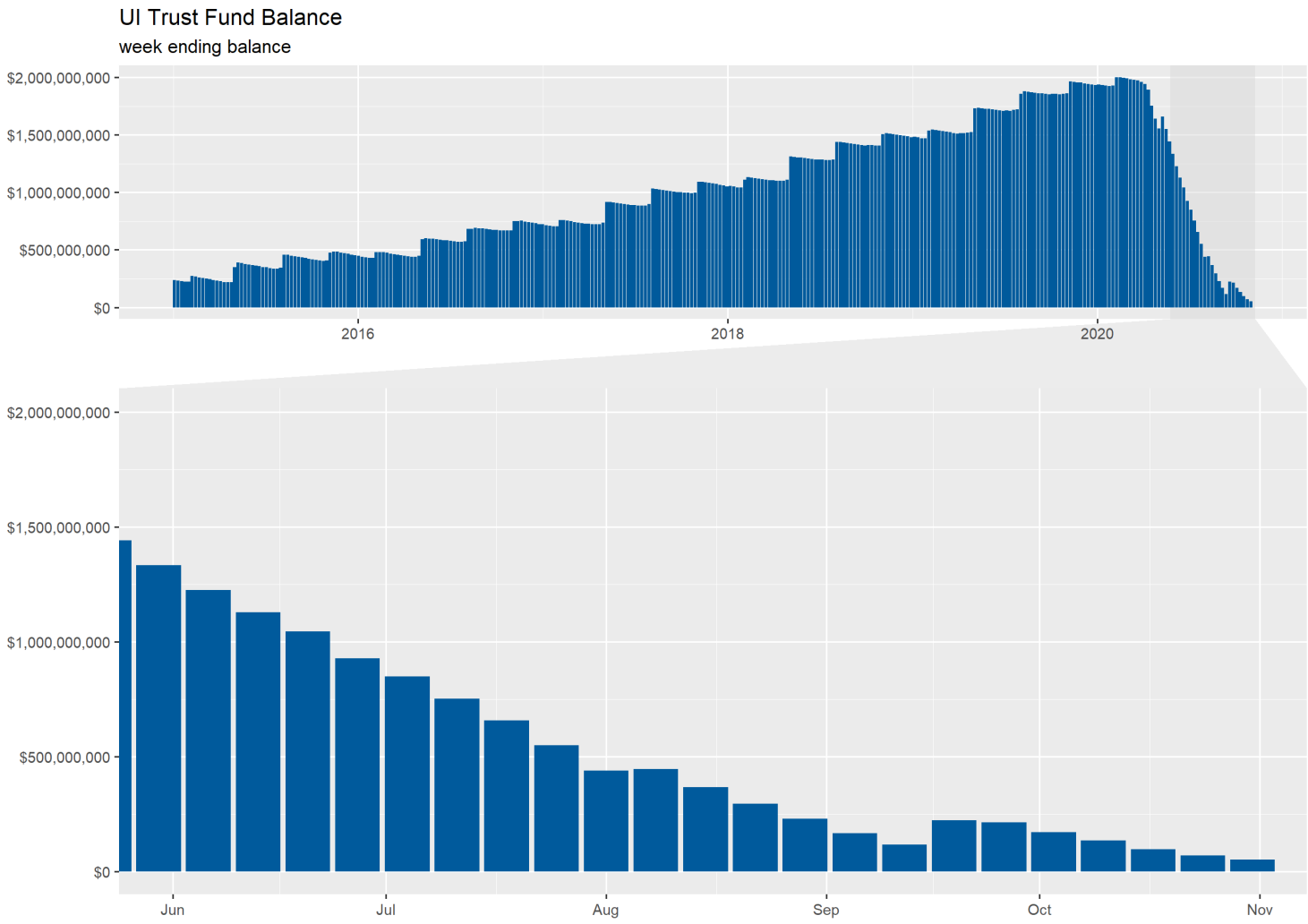

Weekly Payments

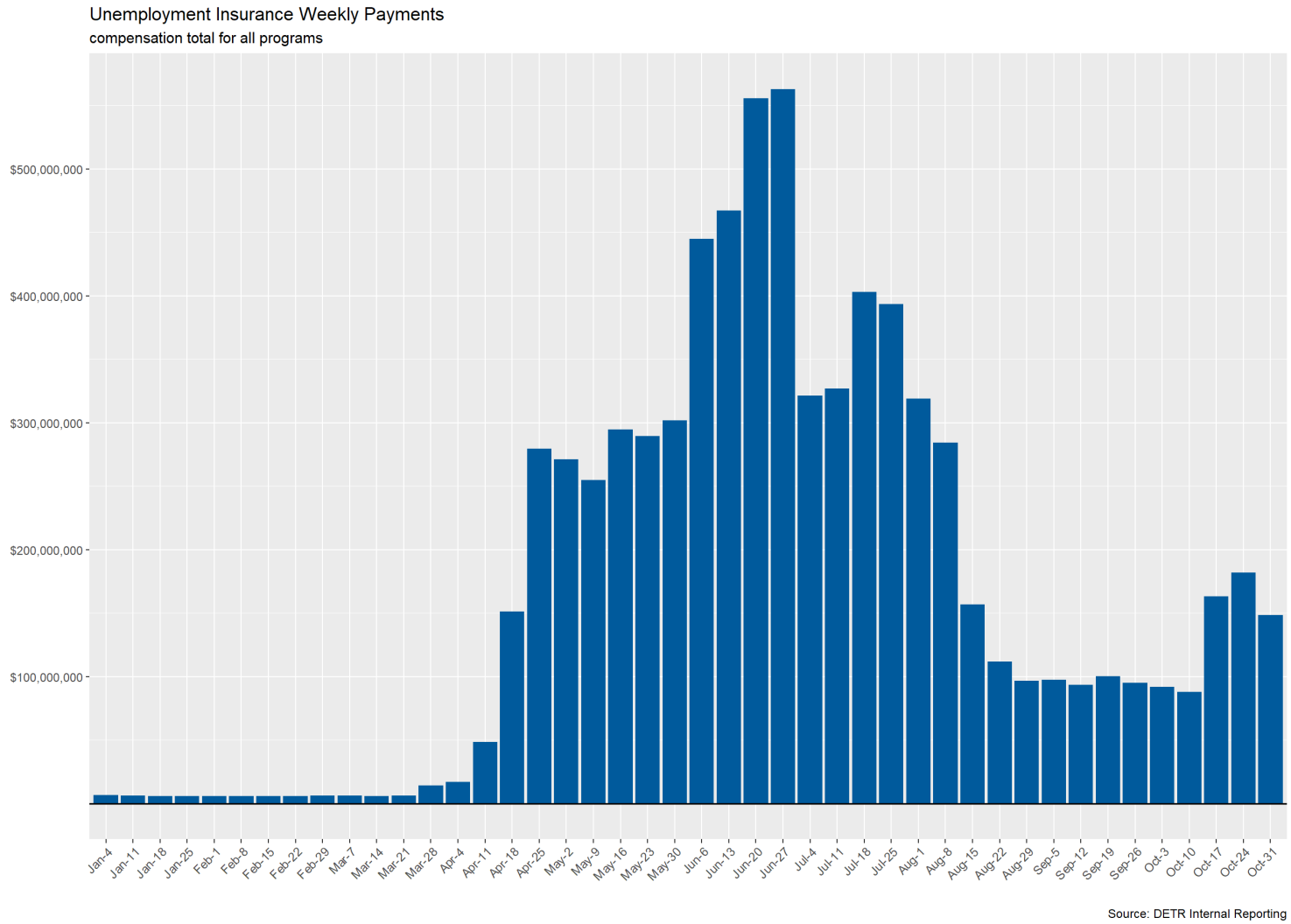

Weekly Payments by Program (Regular UI)

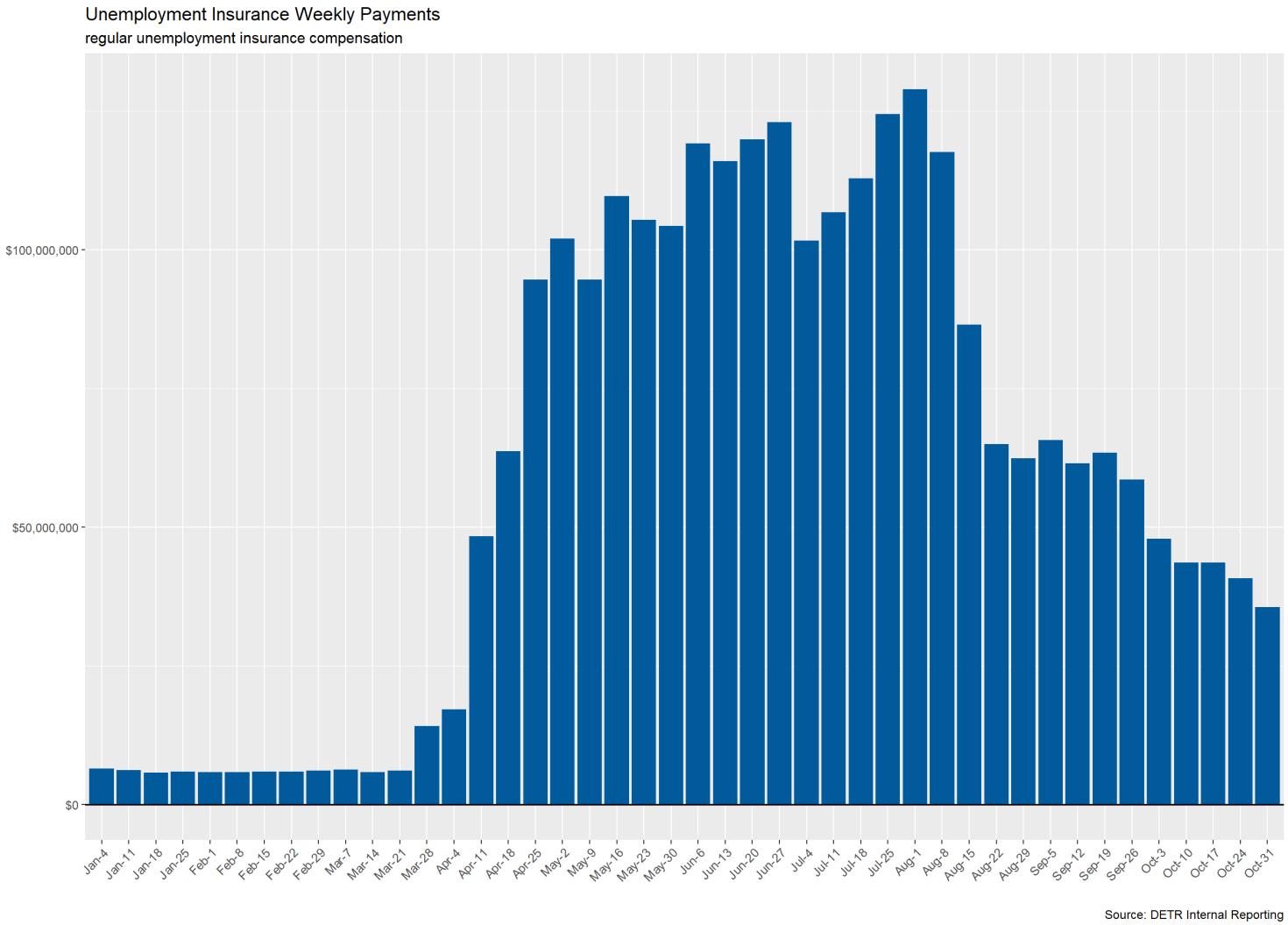

Weekly Payments by Program (PUA)

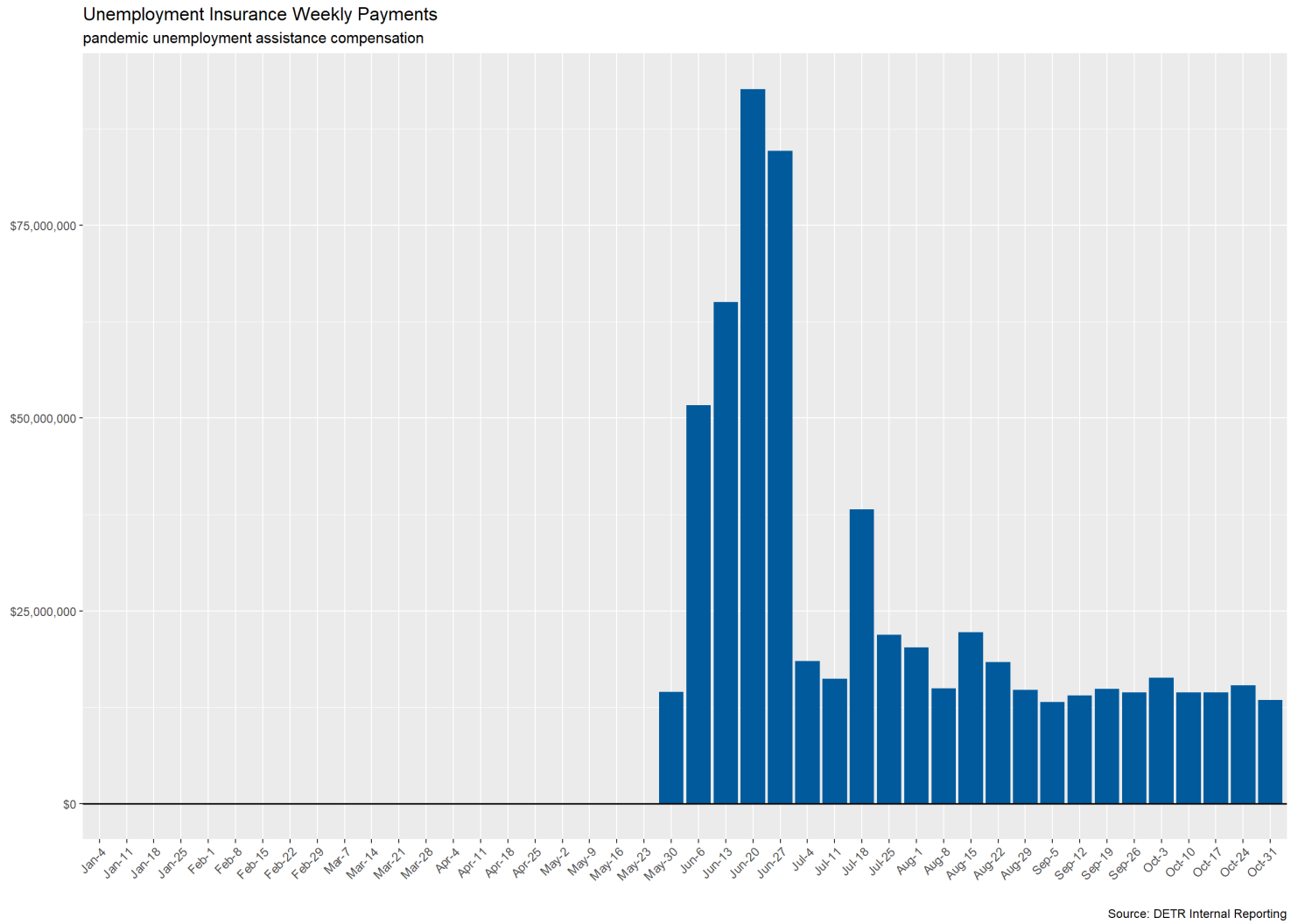

Weekly Payments by Program (FPUC)

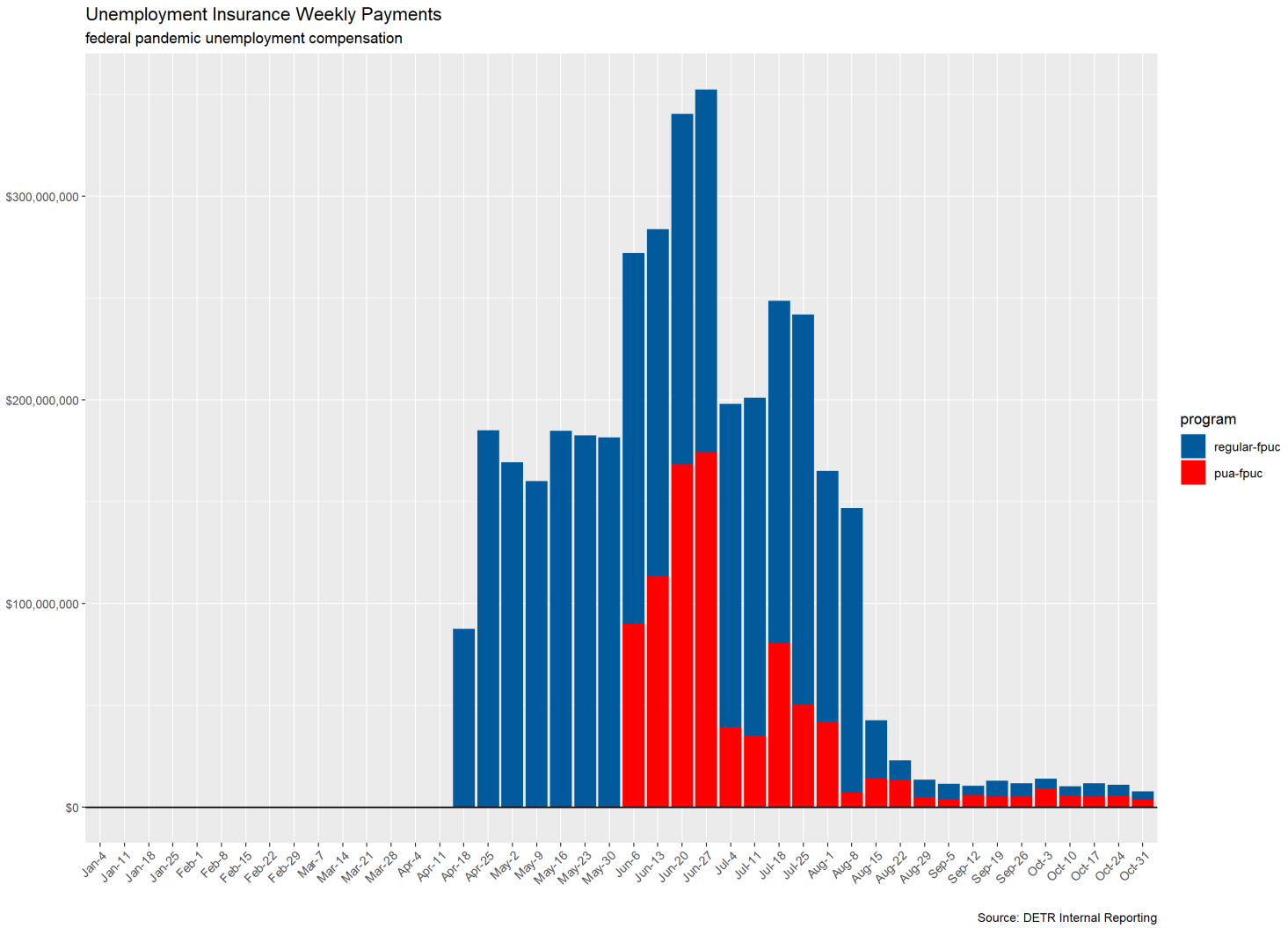

Weekly Payments by Program (PEUC)

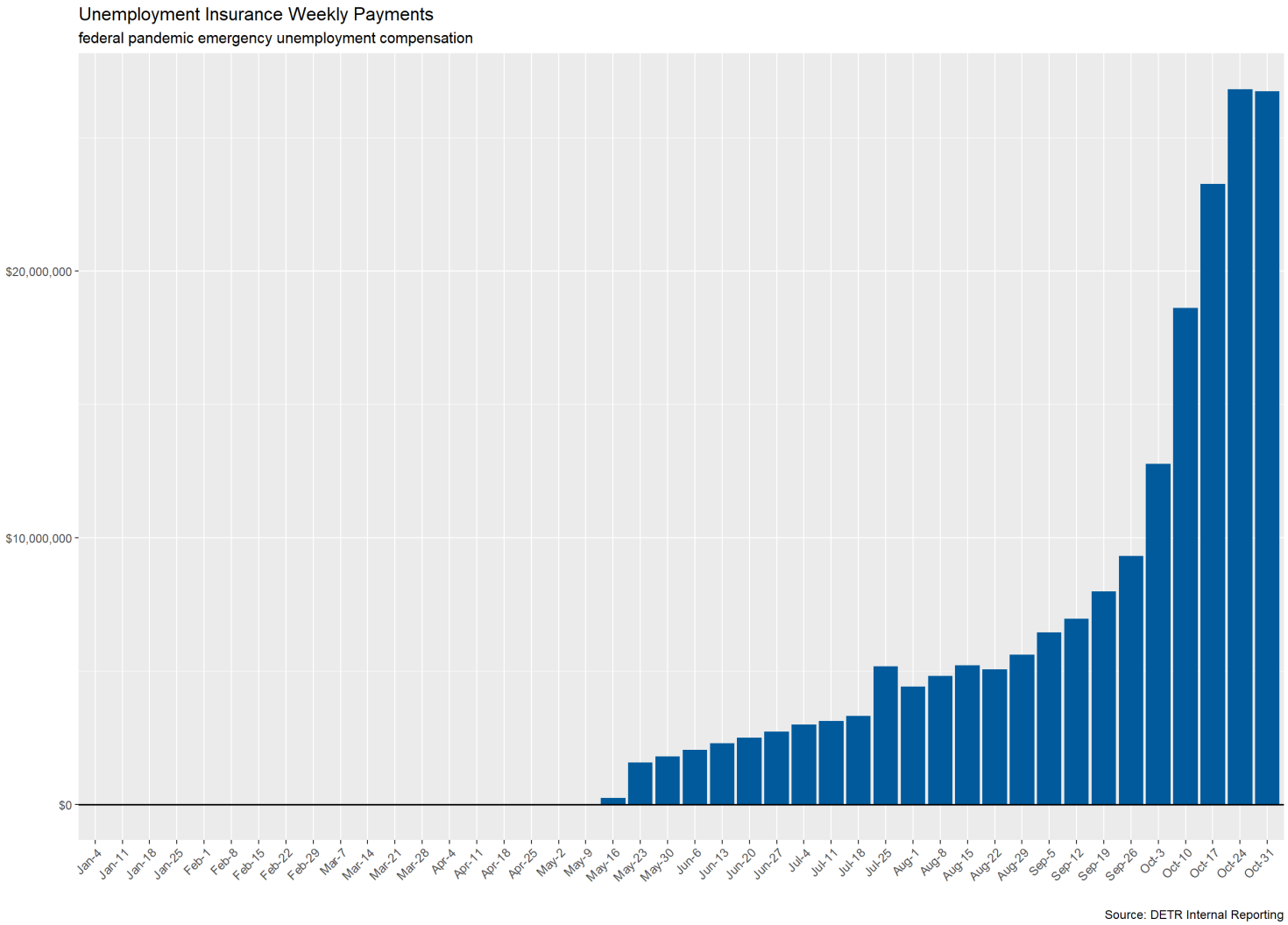

Weekly Payments by Program (SEB)

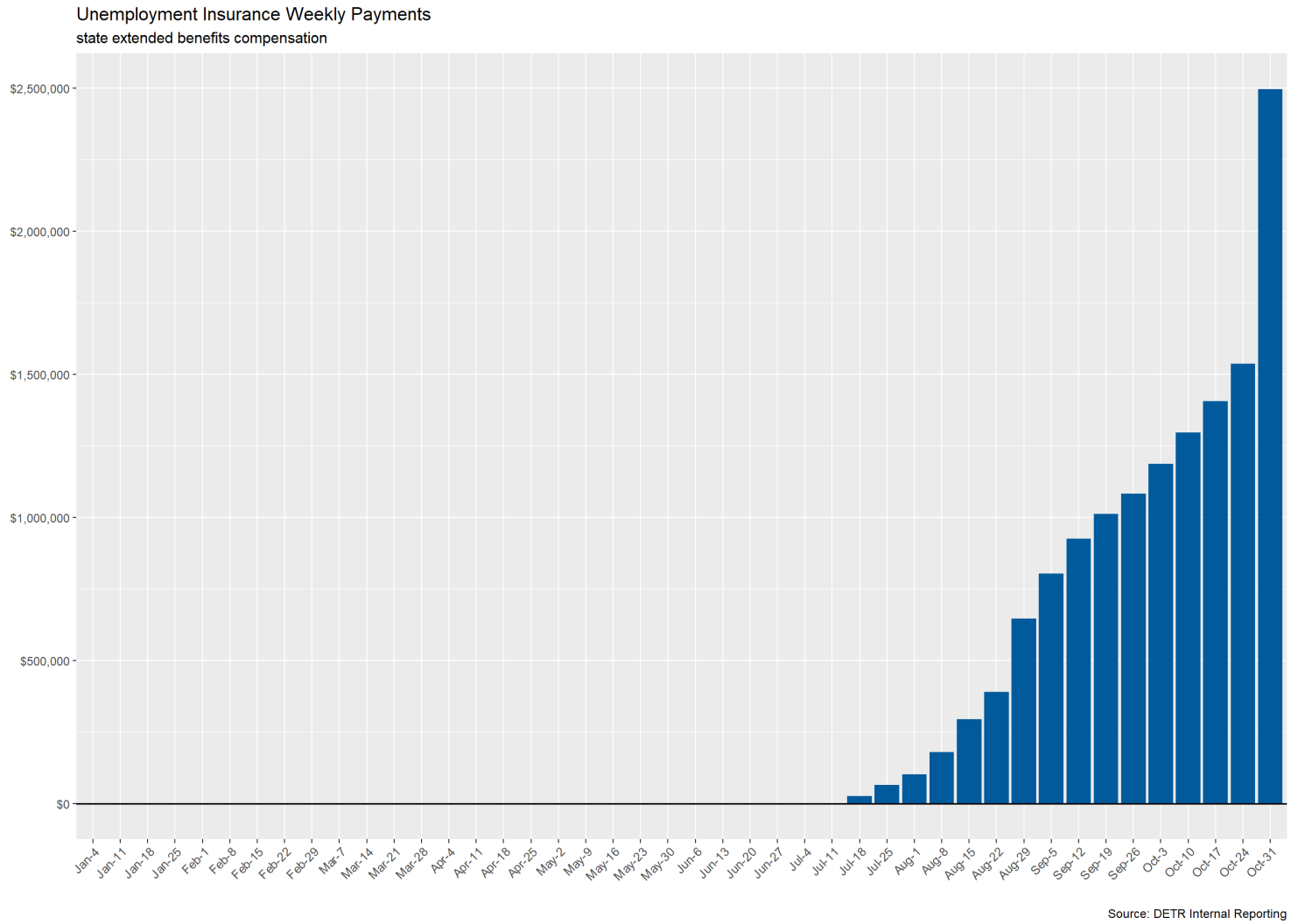

Weekly Payments by Program (LWA)

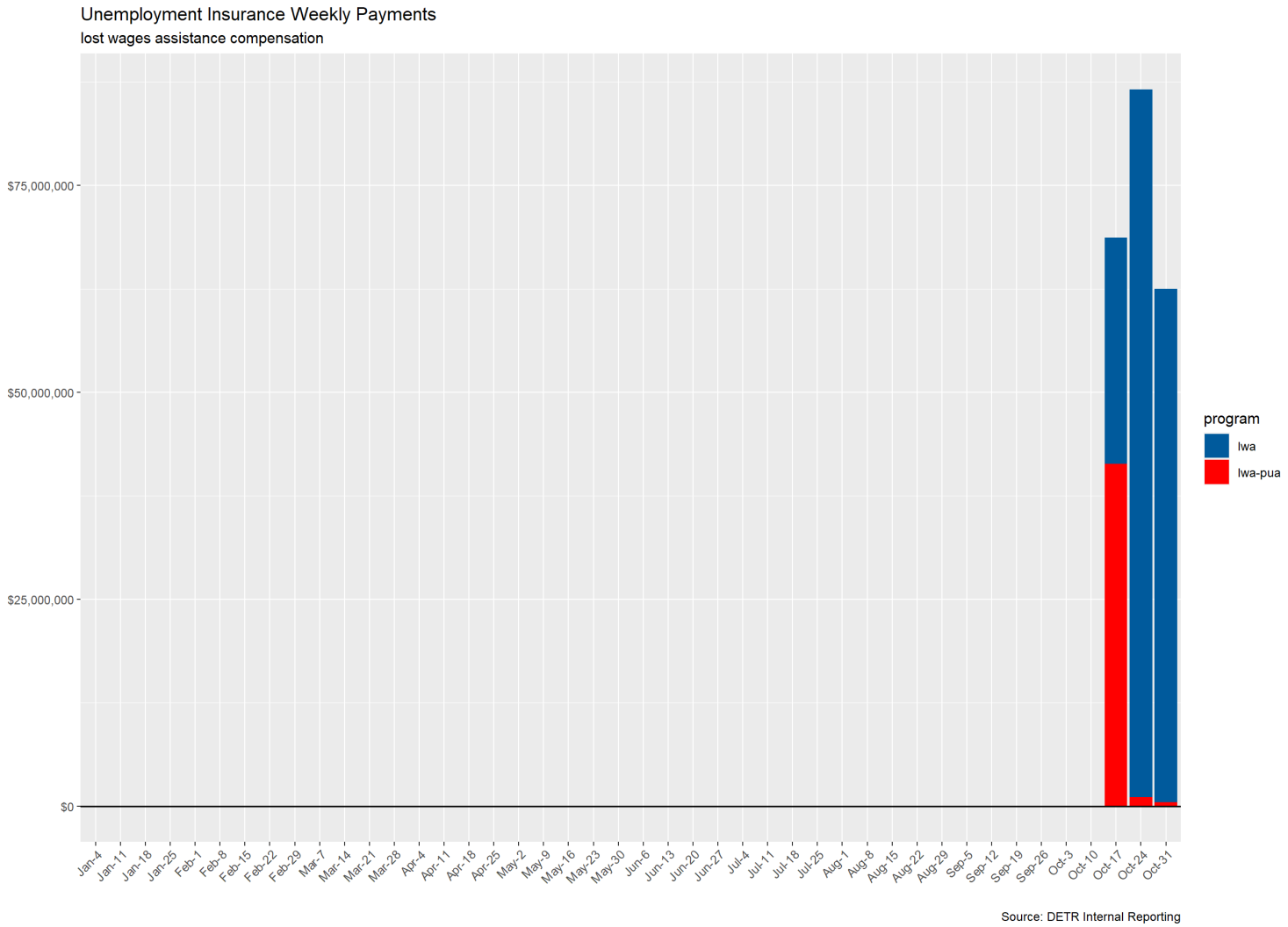

UI Daily Claim Statistics (Regular UC)

UI Initial Claims by Day for Week Ending 10/31/2020

Initial claims by type and filing method for week ending 10/31/2020.

Initial claims include new, additional, and reopened (see end of document for glossary of terms). Reopened claims are not counted in federal reporting totals.

Daily data is unofficial and is unlikely to match federal reporting totals due to reporting differences.

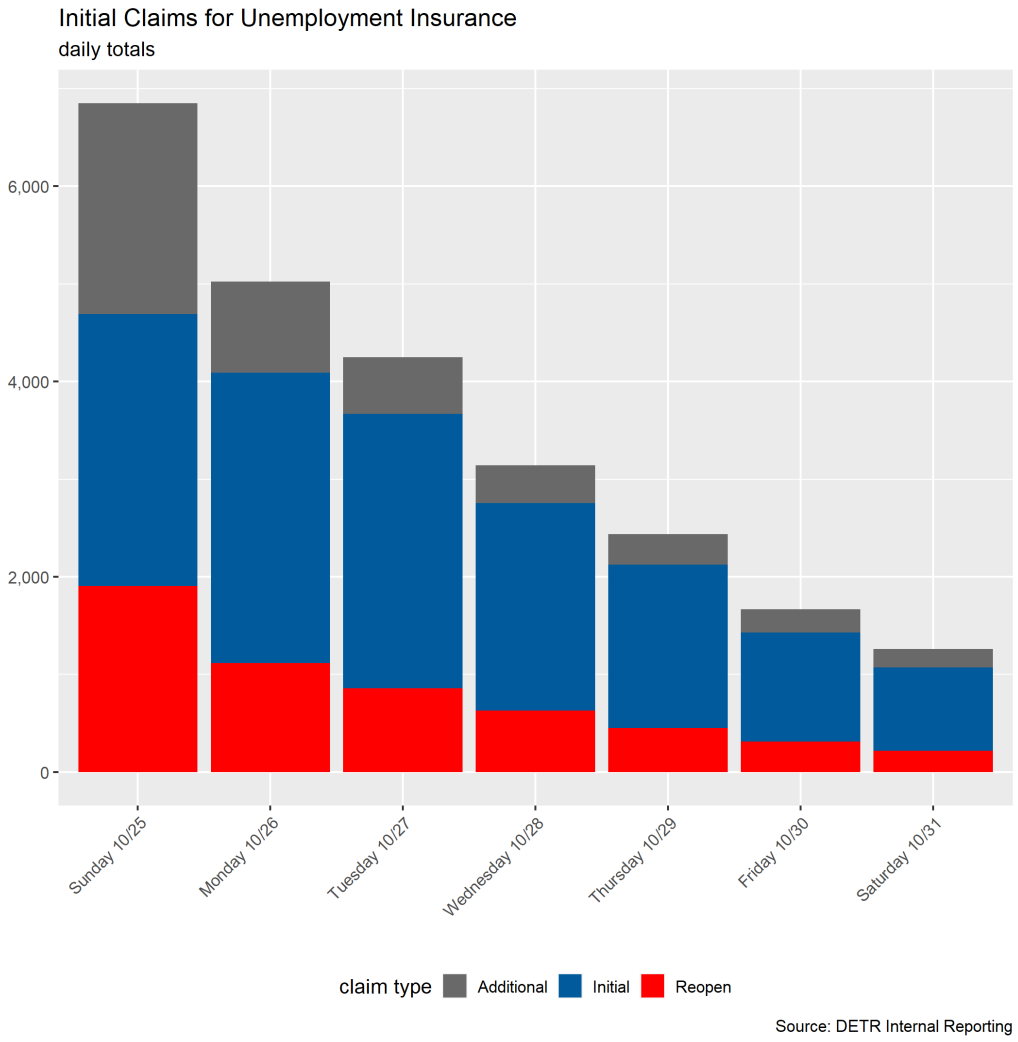

UI Initial Claims by Day for Week Ending 10/31/2020

Claim Type	Filing Method	Sunday 10/25	Monday 10/26	Tuesday 10/27	Wednesday 10/28	Thursday 10/29	Friday 10/30	Saturday 10/31	Total
Claim Type & Filing Method									
Additional	Internet	596	410	313	270	238	180	148	2,155
Additional	Phone	1,564	522	270	121	75	59	41	2,652
Initial	Internet	2,783	2,606	2,513	1,873	1,470	1,116	854	13,215
Initial	Phone	2	367	297	251	206	0	2	1,125
Reopen	Internet	1,863	998	771	556	376	310	216	5,090
Reopen	Phone	41	118	85	73	74	1	0	392
Filing Method									
Total	Internet	5,242	4,014	3,597	2,699	2,084	1,606	1,218	20,460
Total	Phone	1,607	1,007	652	445	355	60	43	4,169
Total									
Total	**All**	**6,849**	**5,021**	**4,249**	**3,144**	**2,439**	**1,666**	**1,261**	**24,629**

UI Initial Claims by Day Comparison to Previous Week

Previous Week

Claim Type	Sunday 10/18	Monday 10/19	Tuesday 10/20	Wednesday 10/21	Thursday 10/22	Friday 10/23	Saturday 10/24	Total
Additional	2,166	966	590	408	318	296	186	4,930
Initial	3,255	3,718	3,128	2,401	1,980	1,709	993	17,184
Reopen	2,609	1,239	818	621	518	451	236	6,492
Total	**8,030**	**5,923**	**4,536**	**3,430**	**2,816**	**2,456**	**1,415**	**28,606**

Current Week

Claim Type	Sunday 10/25	Monday 10/26	Tuesday 10/27	Wednesday 10/28	Thursday 10/29	Friday 10/30	Saturday 10/31	Total
Additional	2,160	932	583	391	313	239	189	4,807
Initial	2,785	2,973	2,810	2,124	1,676	1,116	856	14,340
Reopen	1,904	1,116	856	629	450	311	216	5,482
Total	**6,849**	**5,021**	**4,249**	**3,144**	**2,439**	**1,666**	**1,261**	**24,629**

UI Initial Claims Daily Series

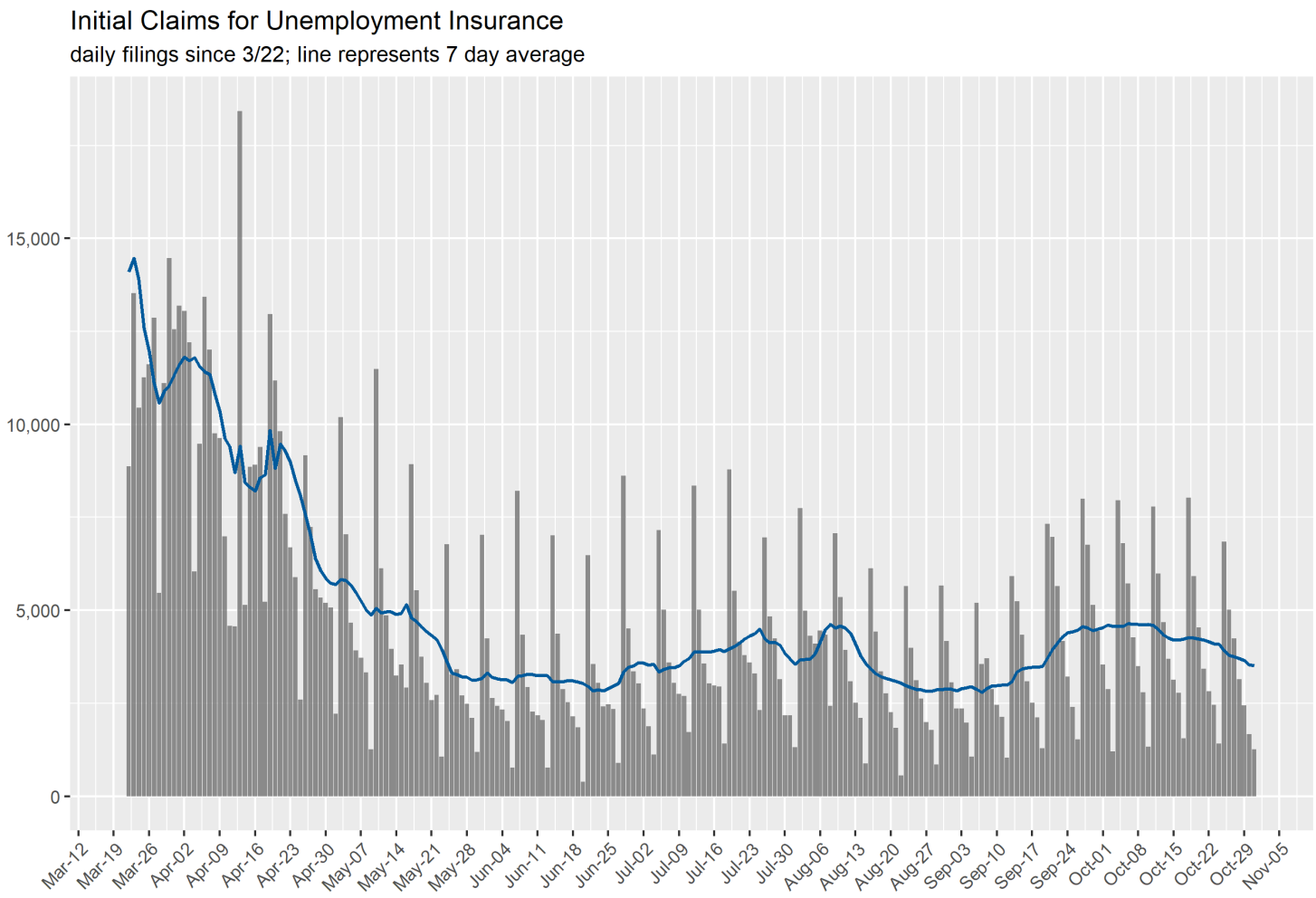

UI Continued Claims by Day for Week Ending 10/31/2020

Continued claims by type and filing method for week ending 10/31/2020.

Sunday is the beginning of new claim week and when claimants *typically* file their weekly claim.

Daily data is unofficial and is unlikely to match federal reporting totals due to reporting differences.

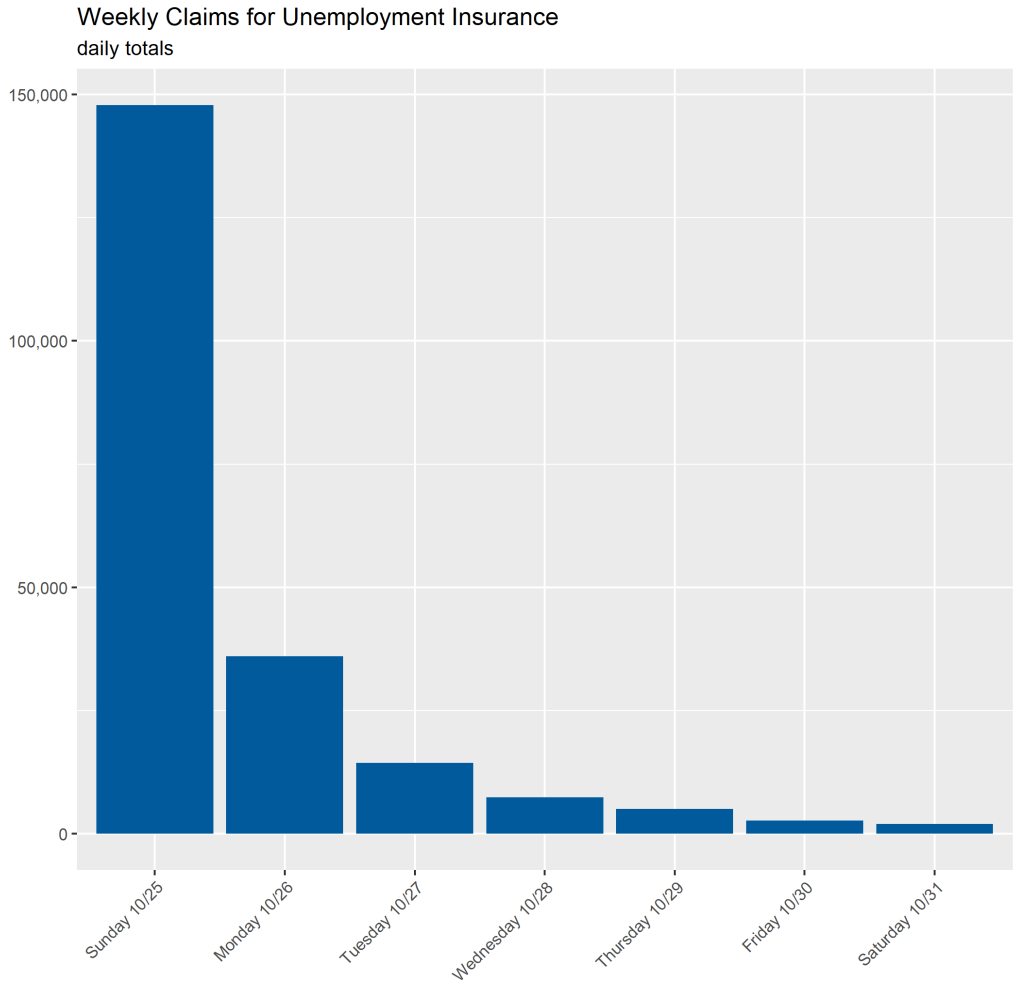

Source: DETR Internal Reporting

UI Continued Claims by Day for Week Ending 10/31/2020

Claim Type	Filing Method	Sunday 10/25	Monday 10/26	Tuesday 10/27	Wednesday 10/28	Thursday 10/29	Friday 10/30	Saturday 10/31	Total
Claim Type & Filing Method									
Weekly	Internet	136,895	33,478	12,838	6,258	3,966	2,564	1,866	197,865
Weekly	Phone	10,894	2,572	1,593	1,104	1,114	82	84	17,443
Filing Method									
Total	Internet	136,895	33,478	12,838	6,258	3,966	2,564	1,866	197,865
Total	Phone	10,894	2,572	1,593	1,104	1,114	82	84	17,443
Total									
Total	**All**	**147,789**	**36,050**	**14,431**	**7,362**	**5,080**	**2,646**	**1,950**	**215,308**

UI Continued Claims by Day Comparison

Last Week

Claim Type	Sunday 10/18	Monday 10/19	Tuesday 10/20	Wednesday 10/21	Thursday 10/22	Friday 10/23	Saturday 10/24	Total
Weekly	149,402	37,714	15,644	7,266	5,168	4,031	2,515	221,740
Total	**149,402**	**37,714**	**15,644**	**7,266**	**5,168**	**4,031**	**2,515**	**221,740**

Current Week

Claim Type	Sunday 10/25	Monday 10/26	Tuesday 10/27	Wednesday 10/28	Thursday 10/29	Friday 10/30	Saturday 10/31	Total
Weekly	147,789	36,050	14,431	7,362	5,080	2,646	1,950	215,308
Total	**147,789**	**36,050**	**14,431**	**7,362**	**5,080**	**2,646**	**1,950**	**215,308**

UI Continued Claims Daily Series

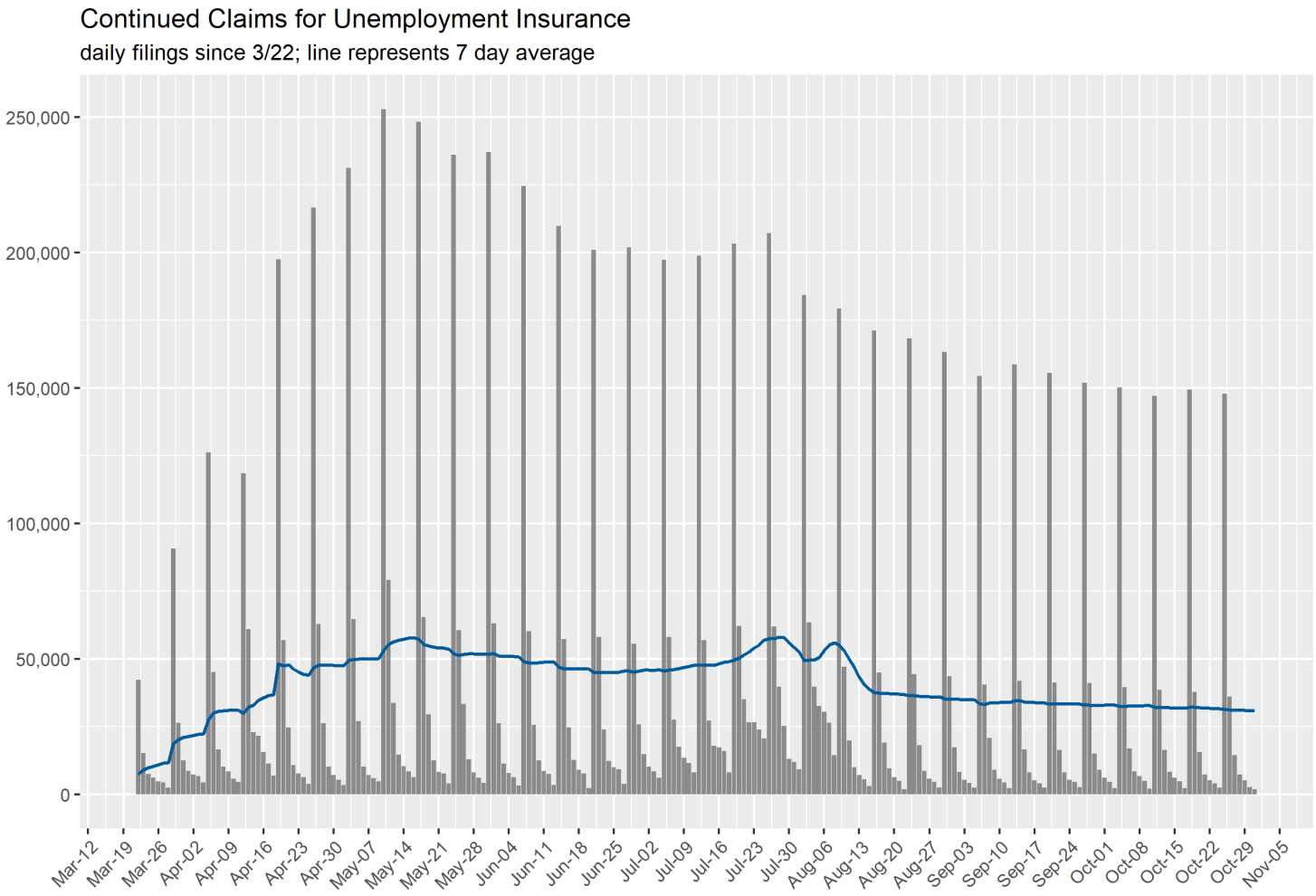

Source: DETR Internal Reporting

Daily Phone Call Volume (All Claim Types)

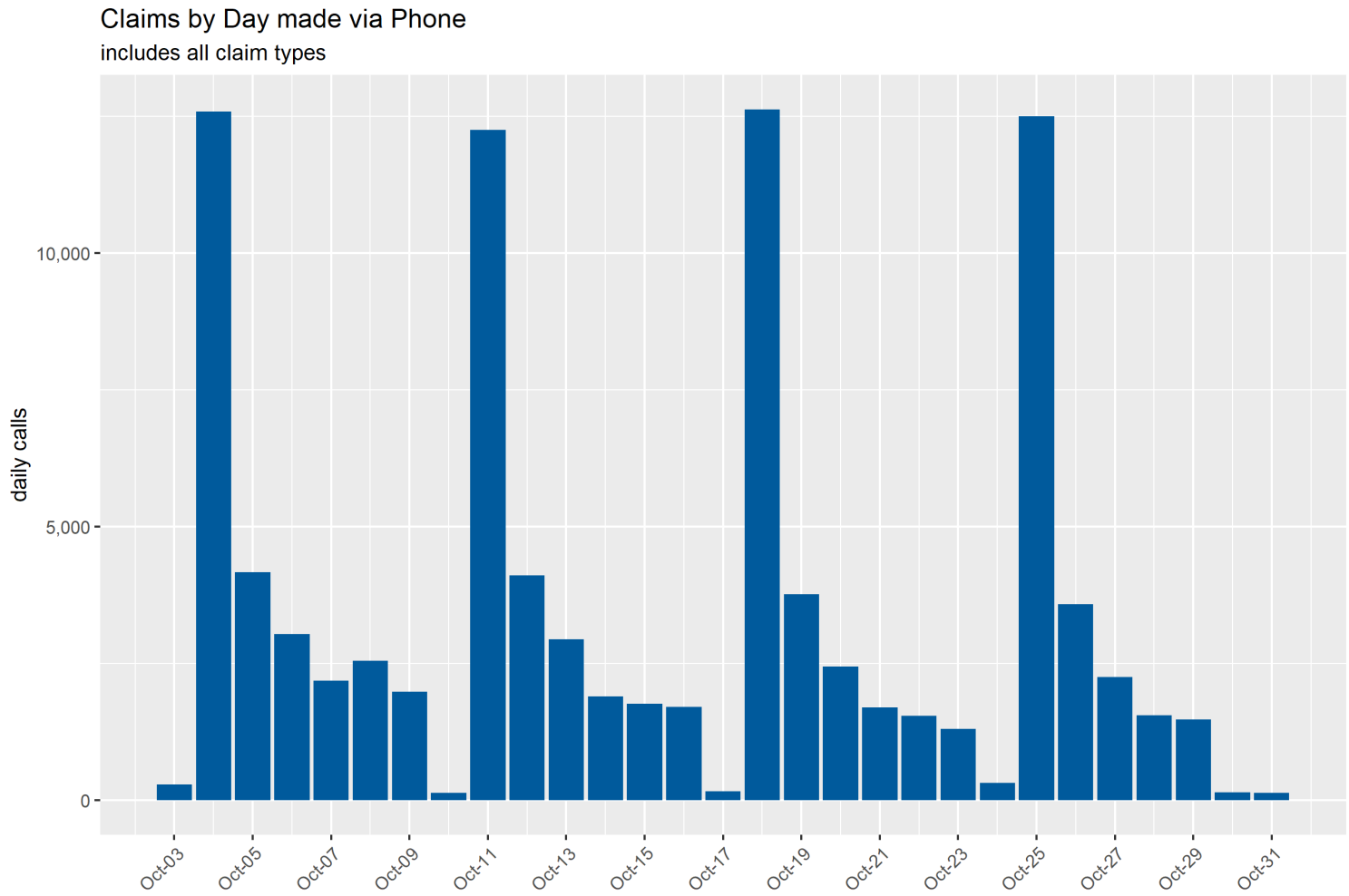

Source: DETR Internal Reporting

Daily Phone Call Volume (Initial Claims)

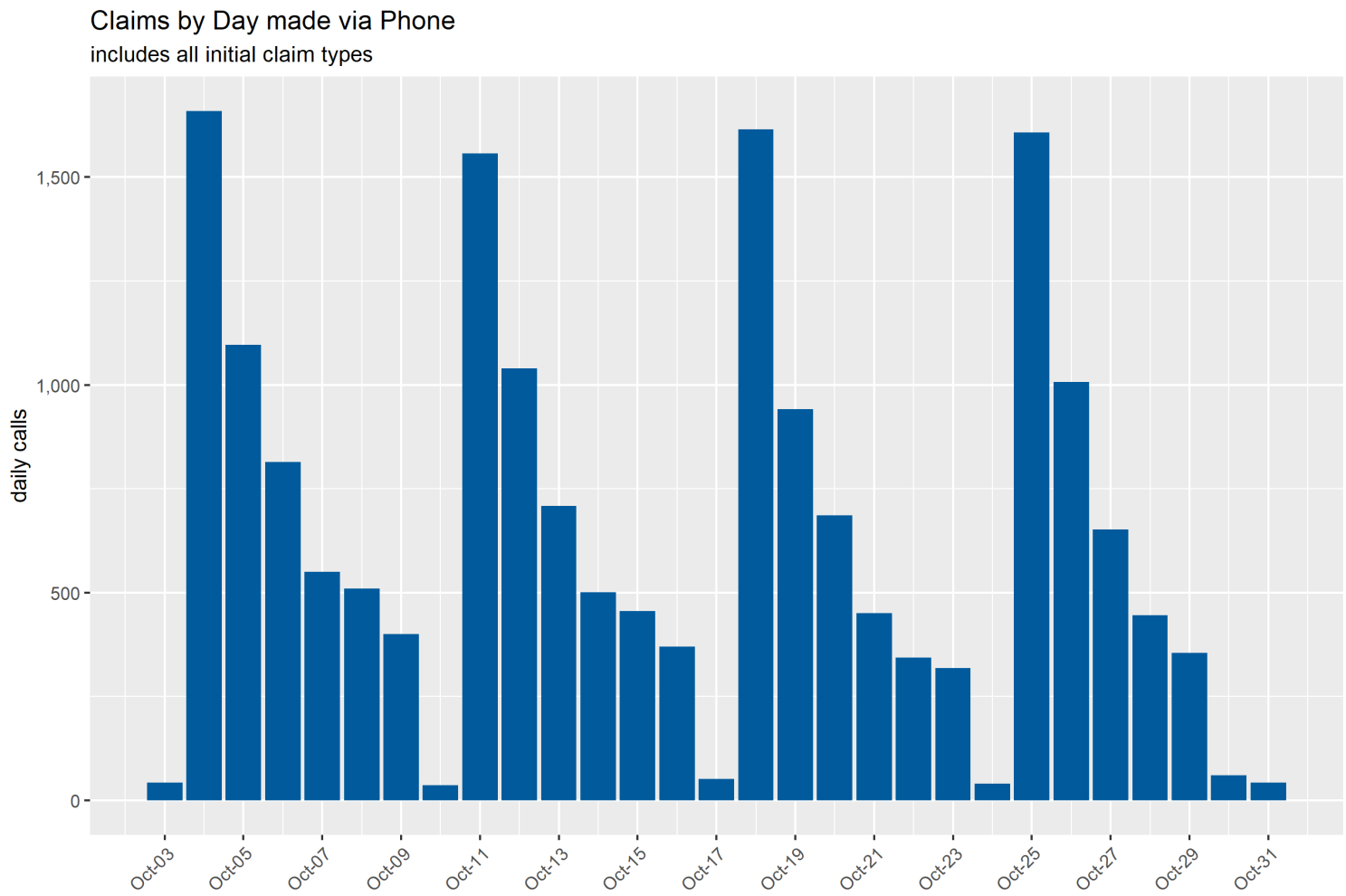

Source: DETR Internal Reporting

Daily Phone Call Volume (Continued Claims)

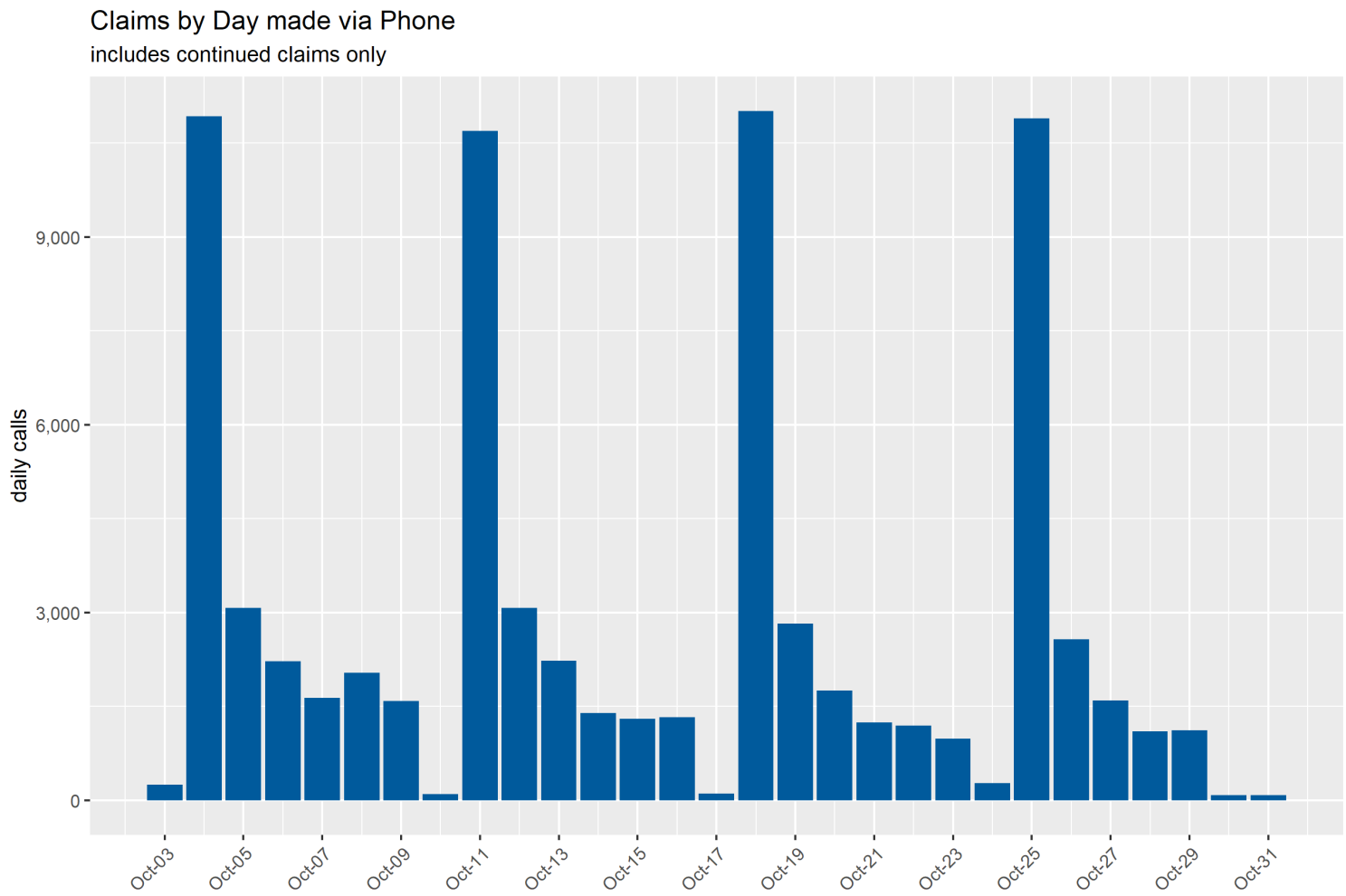

Source: DETR Internal Reporting

UI Weekly Statistics (Regular UC)

UI Initial Claims by Week

Initial claims totals by type for week ending 10/31/2020.

Weekly data is unofficial and is unlikely to match federal reporting totals due to reporting differences.

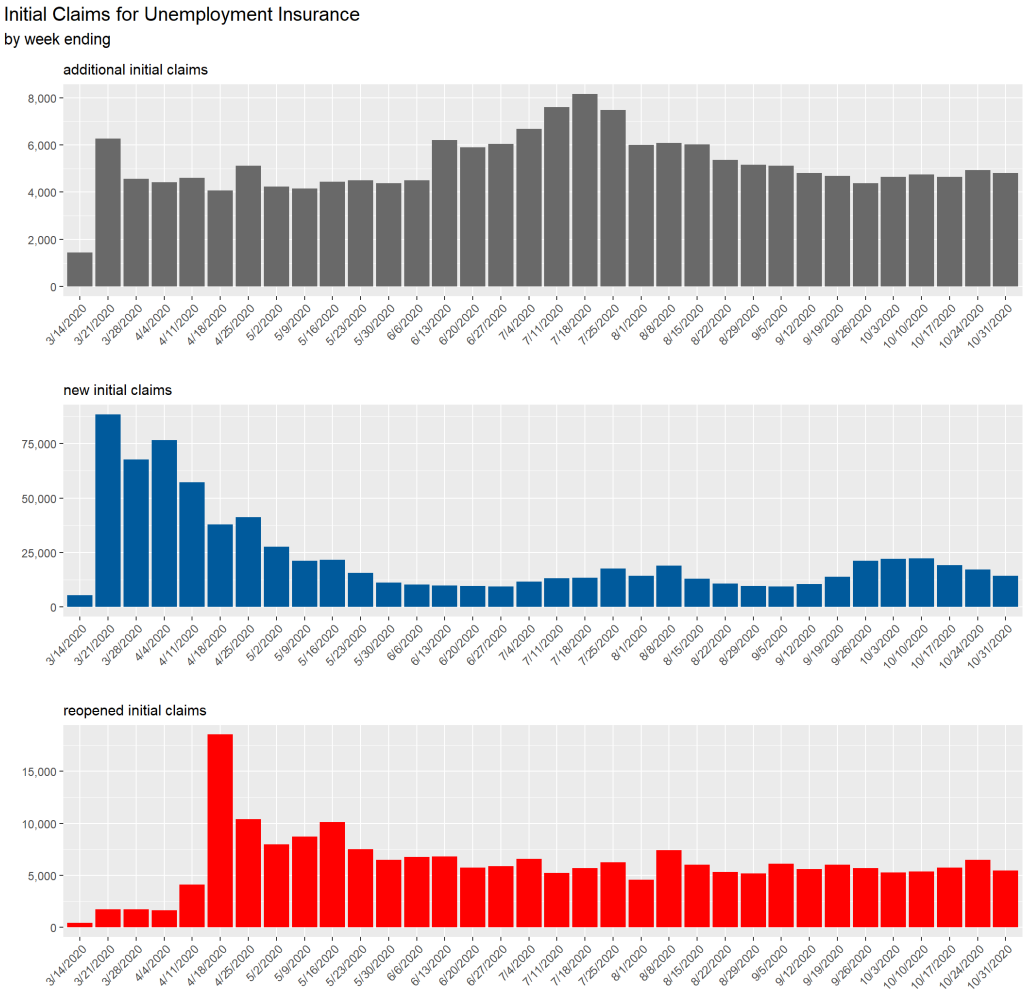

Source: DETR Internal Reporting

UI Initial Claims by Week

Claim Type	Filing Method	2020-09-05	2020-09-12	2020-09-19	2020-09-26	2020-10-03	2020-10-10	2020-10-17	2020-10-24	2020-10-31
Claim Type & Filing Method										
Additional	CSS	2,198	1,878	1,975	1,824	1,939	2,034	2,014	2,281	2,155
Additional	IVR	2,909	2,922	2,710	2,562	2,709	2,704	2,631	2,649	2,652
Initial	CSS	8,395	9,578	12,570	19,744	20,388	20,424	17,658	15,856	13,215
Initial	IVR	1,044	949	1,248	1,437	1,637	1,841	1,596	1,328	1,125
Reopen	CSS	5,716	5,233	5,601	5,271	4,838	4,844	5,265	6,075	5,090
Reopen	IVR	403	383	399	422	448	519	455	417	392
Filing Method										
Total	CSS	16,309	16,689	20,146	26,839	27,165	27,302	24,937	24,212	20,460
Total	IVR	4,356	4,254	4,357	4,421	4,794	5,064	4,682	4,394	4,169
Total										
Total	All	20,665	20,943	24,503	31,260	31,959	32,366	29,619	28,606	24,629

UI Continued Claims by Week

Continued claims totals for week ending 10/31/2020.

Weekly data is unofficial and is unlikely to match federal reporting totals due to reporting differences.

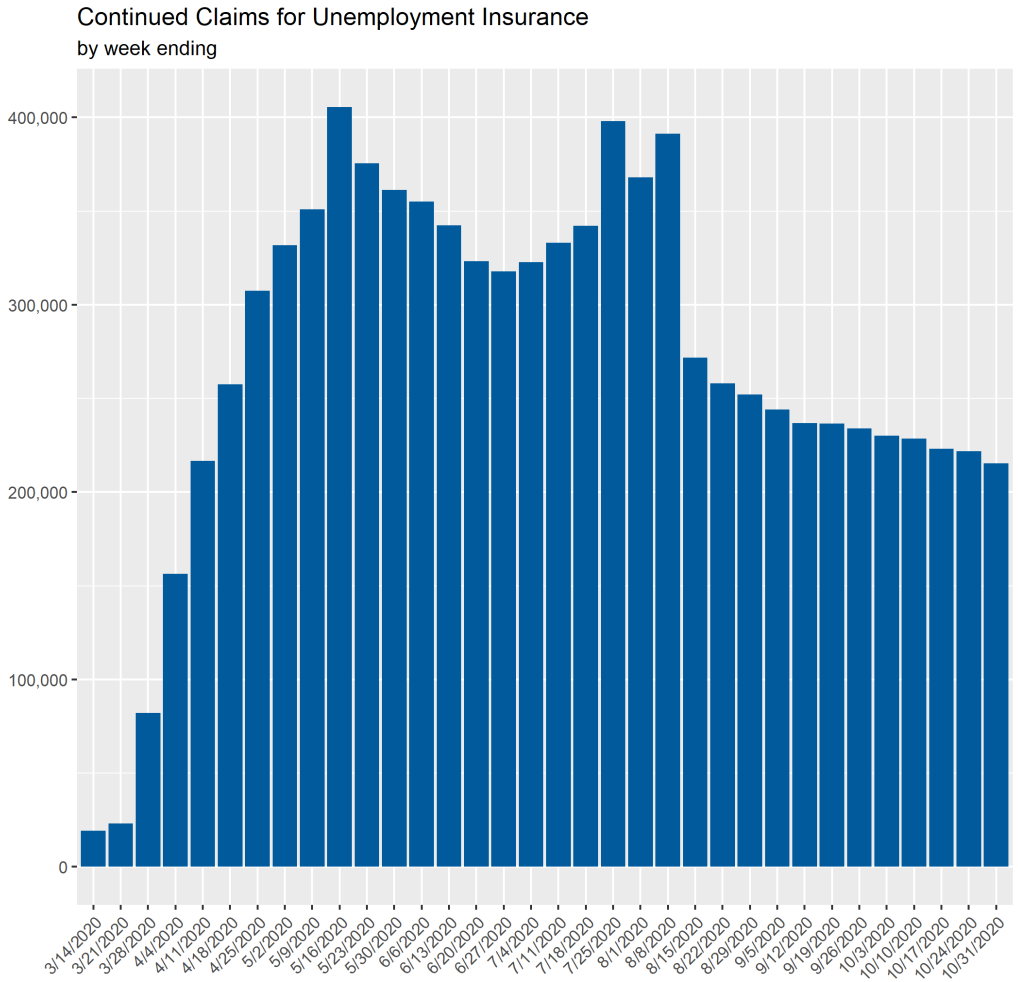

Source: DETR Internal Reporting

UI Continued Claims by Week

Claim Type	Filing Method	2020-09-05	2020-09-12	2020-09-19	2020-09-26	2020-10-03	2020-10-10	2020-10-17	2020-10-24	2020-10-31
Claim Type & Filing Method										
Weekly	CSS	224,299	218,604	217,715	214,925	209,874	207,022	202,936	202,458	197,865
Weekly	IVR	19,897	18,343	18,850	19,040	20,192	21,571	20,130	19,282	17,443
Filing Method										
Total	CSS	224,299	218,604	217,715	214,925	209,874	207,022	202,936	202,458	197,865
Total	IVR	19,897	18,343	18,850	19,040	20,192	21,571	20,130	19,282	17,443
Total										
Total	**All**	**244,196**	**236,947**	**236,565**	**233,965**	**230,066**	**228,593**	**223,066**	**221,740**	**215,308**

Weekly Call Volume (All Claim Types)

Week Ending	Total Phone Claims	+/- change	% change
8/8/2020	27,658	-420	-1.50%
8/15/2020	26,834	-824	-2.98%
8/22/2020	23,593	-3,241	-12.08%
8/29/2020	24,356	763	3.23%
9/5/2020	24,253	-103	-0.42%
9/12/2020	22,597	-1,656	-6.83%
9/19/2020	23,207	610	2.70%
9/26/2020	23,461	254	1.09%
10/3/2020	24,986	1,525	6.50%
10/10/2020	26,635	1,649	6.60%
10/17/2020	24,812	-1,823	-6.84%
10/24/2020	23,676	-1,136	-4.58%
10/31/2020	21,612	-2,064	-8.72%

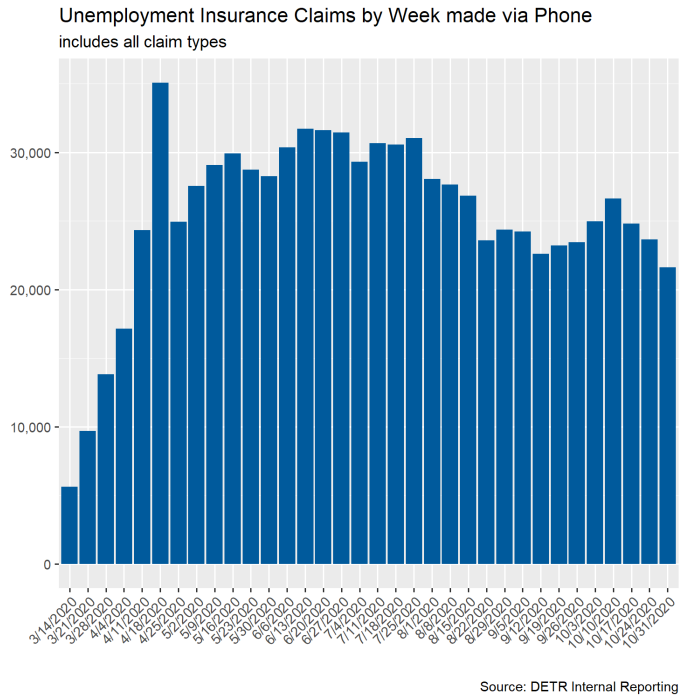

Weekly Call Volume (Initial Claims)

Week Ending	Total Phone Claims	+/- change	% change
8/8/2020	5,164	80	1.57%
8/15/2020	4,898	-266	-5.15%
8/22/2020	4,665	-233	-4.76%
8/29/2020	4,546	-119	-2.55%
9/5/2020	4,356	-190	-4.18%
9/12/2020	4,254	-102	-2.34%
9/19/2020	4,357	103	2.42%
9/26/2020	4,421	64	1.47%
10/3/2020	4,794	373	8.44%
10/10/2020	5,064	270	5.63%
10/17/2020	4,682	-382	-7.54%
10/24/2020	4,394	-288	-6.15%
10/31/2020	4,169	-225	-5.12%

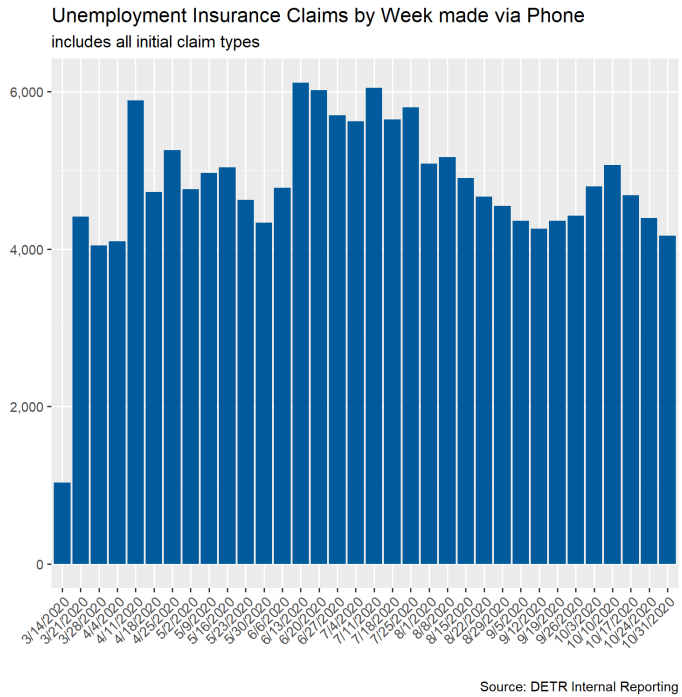

Weekly Call Volume (Continued Claims)

Week Ending	Total Phone Claims	+/- change	% change
8/8/2020	22,494	-500	-2.17%
8/15/2020	21,936	-558	-2.48%
8/22/2020	18,928	-3,008	-13.71%
8/29/2020	19,810	882	4.66%
9/5/2020	19,897	87	0.44%
9/12/2020	18,343	-1,554	-7.81%
9/19/2020	18,850	507	2.76%
9/26/2020	19,040	190	1.01%
10/3/2020	20,192	1,152	6.05%
10/10/2020	21,571	1,379	6.83%
10/17/2020	20,130	-1,441	-6.68%
10/24/2020	19,282	-848	-4.21%
10/31/2020	17,443	-1,839	-9.54%

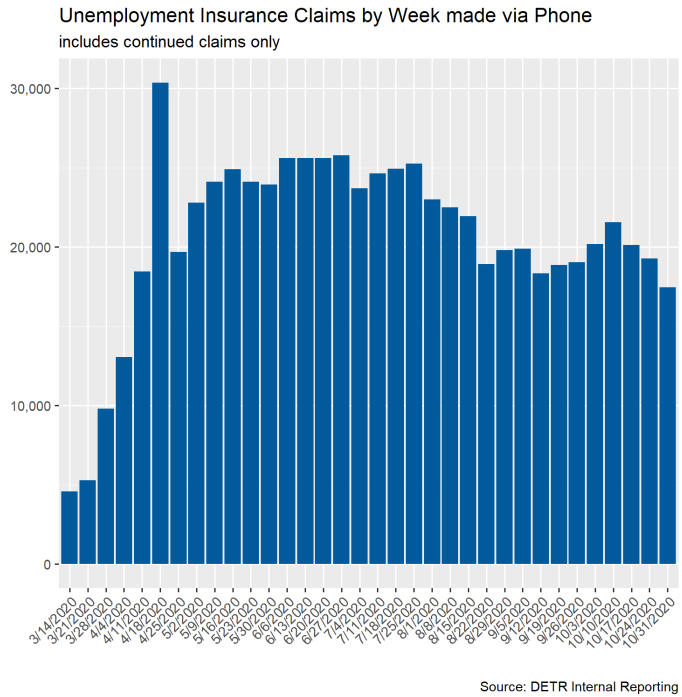

UI Claims Activity by County (Regular UC)

UI Daily Initial Claims by County for Week Ending 10/31/2020

County	2020-10-18	2020-10-19	2020-10-20	2020-10-21	2020-10-22	2020-10-23	2020-10-24	Total
Carson City	13	18	23	18	14	12	1	99
Churchill	0	7	4	5	5	2	2	25
Clark	2,466	2,438	2,147	1,585	1,131	929	407	11,103
Douglas	12	19	11	14	10	8	4	78
Elko	10	8	12	11	8	5	5	59
Esmeralda	0	0	1	0	0	0	0	1
Humboldt	3	5	5	4	4	3	1	25
Lander	0	0	0	0	0	0	1	1
Lincoln	6	0	1	2	2	1	0	12
Lyon	9	18	13	14	9	10	7	80
Mineral	0	1	1	1	0	0	0	3
Nye	20	7	17	15	12	7	1	79
OOS	282	233	545	530	575	518	43	2,726
Pershing	1	1	1	0	1	1	0	5
Storey	1	0	0	1	2	0	0	4
Washoe	150	215	171	134	121	100	38	929
White Pine	0	2	3	2	1	1	0	9

UI Daily Continued Claims by County for Week Ending 10/31/2020

County	2020-10-18	2020-10-19	2020-10-20	2020-10-21	2020-10-22	2020-10-23	2020-10-24	Total
Carson City	792	273	120	42	32	44	8	1,311
Churchill	193	41	22	7	15	5	4	287
Clark	97,351	26,030	10,692	5,087	3,666	2,784	1,696	147,306
Douglas	551	191	74	35	51	14	14	930
Elko	393	122	91	48	18	20	3	695
Esmeralda	15	1	2	1	1	0	0	20
Eureka	10	0	0	0	0	2	1	13
Humboldt	128	51	8	10	8	5	3	213
Lander	53	19	7	3	3	2	3	90
Lincoln	31	10	13	3	0	2	0	59
Lyon	645	221	78	72	21	24	13	1,074
Mineral	40	27	4	5	2	2	0	80
Nye	764	210	93	57	18	8	11	1,161
OOS	11,266	3,336	1,571	843	583	516	406	18,521
Pershing	19	3	6	2	0	1	0	31
Storey	20	5	5	2	8	0	1	41
Washoe	6,885	2,524	1,292	579	401	387	177	12,245
White Pine	56	16	2	3	2	5	3	87

UI Claims for Carson City

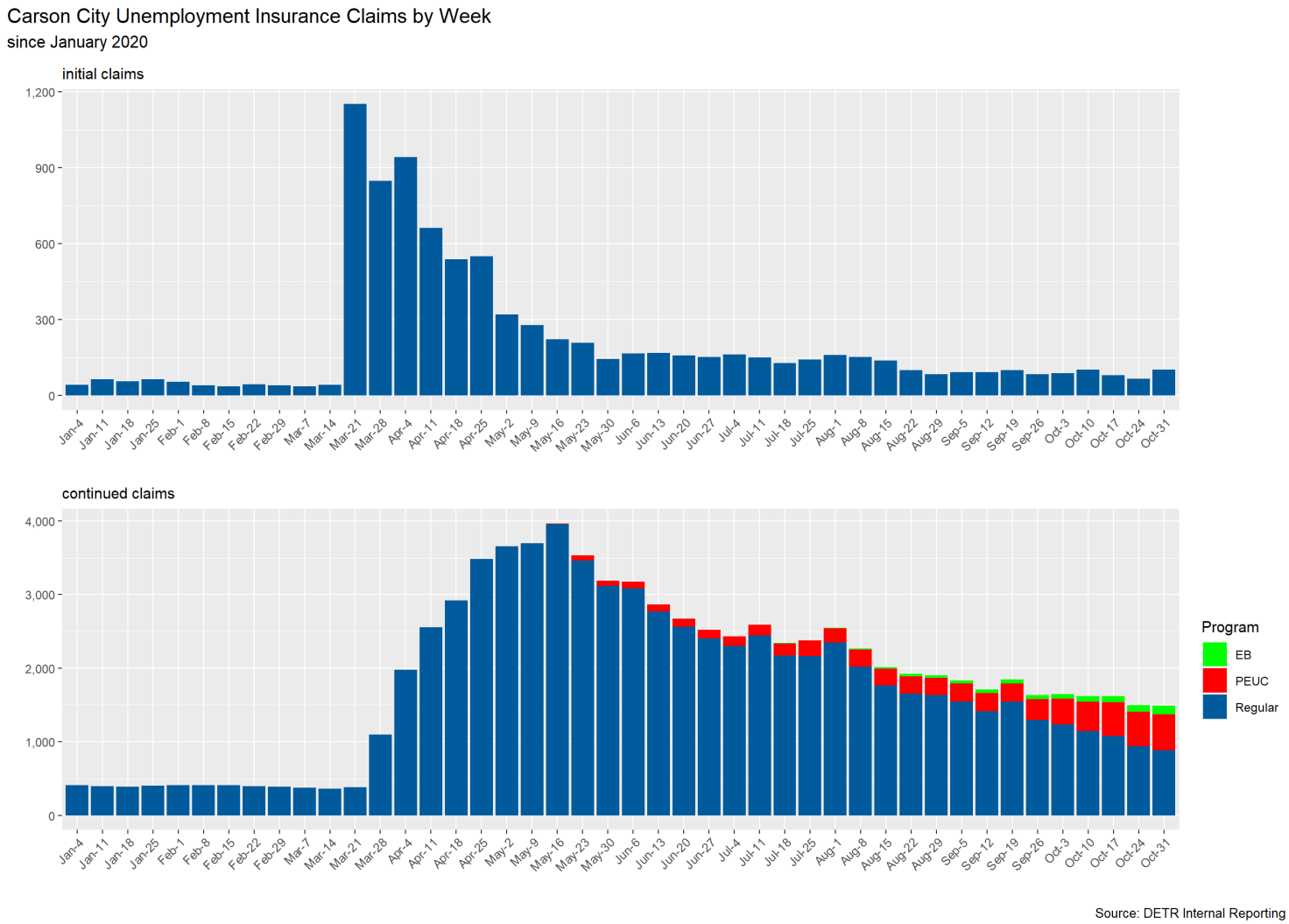

Source: DETR Internal Reporting

UI Claims for Churchill County

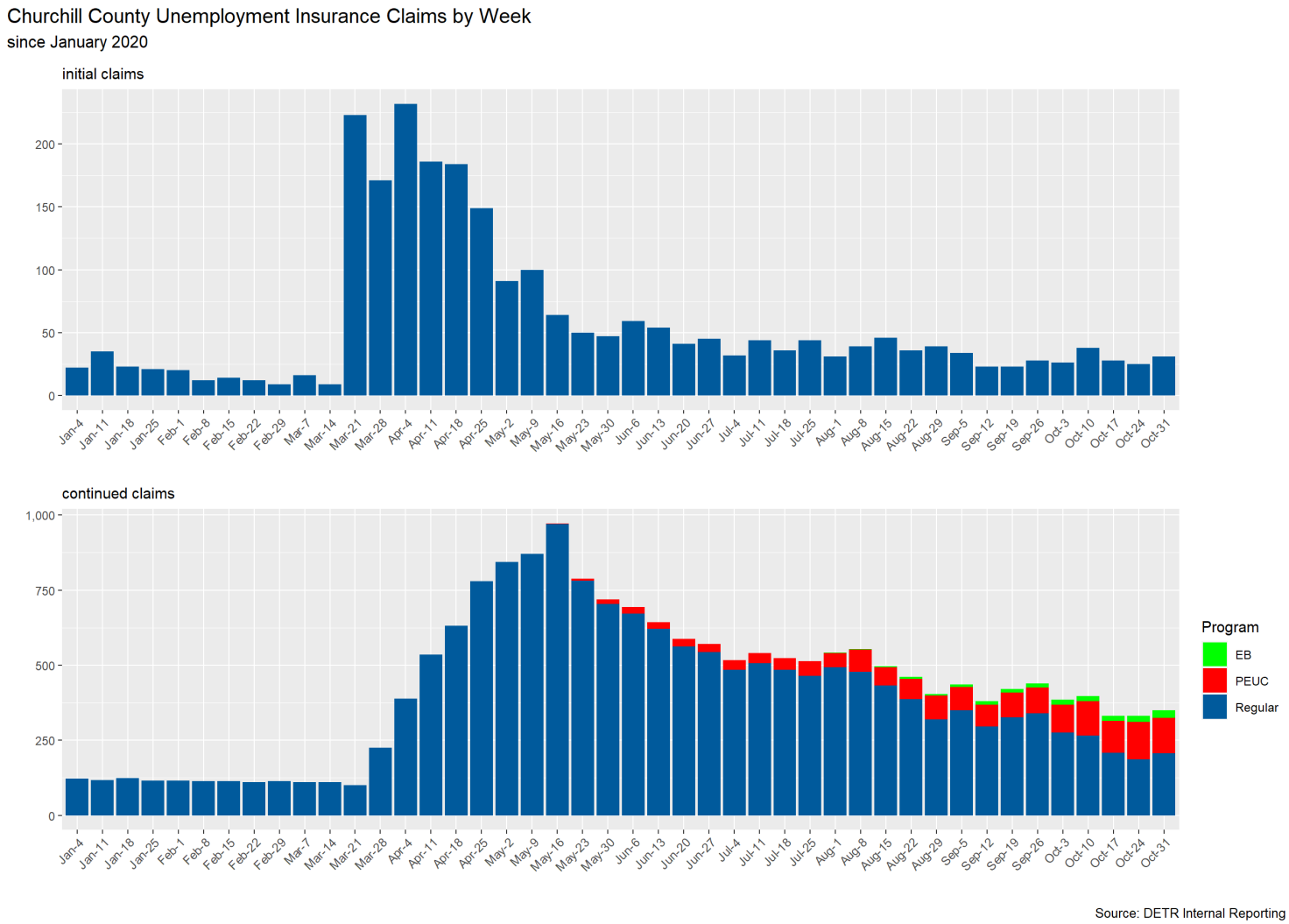

Source: DETR Internal Reporting

UI Claims for Clark County

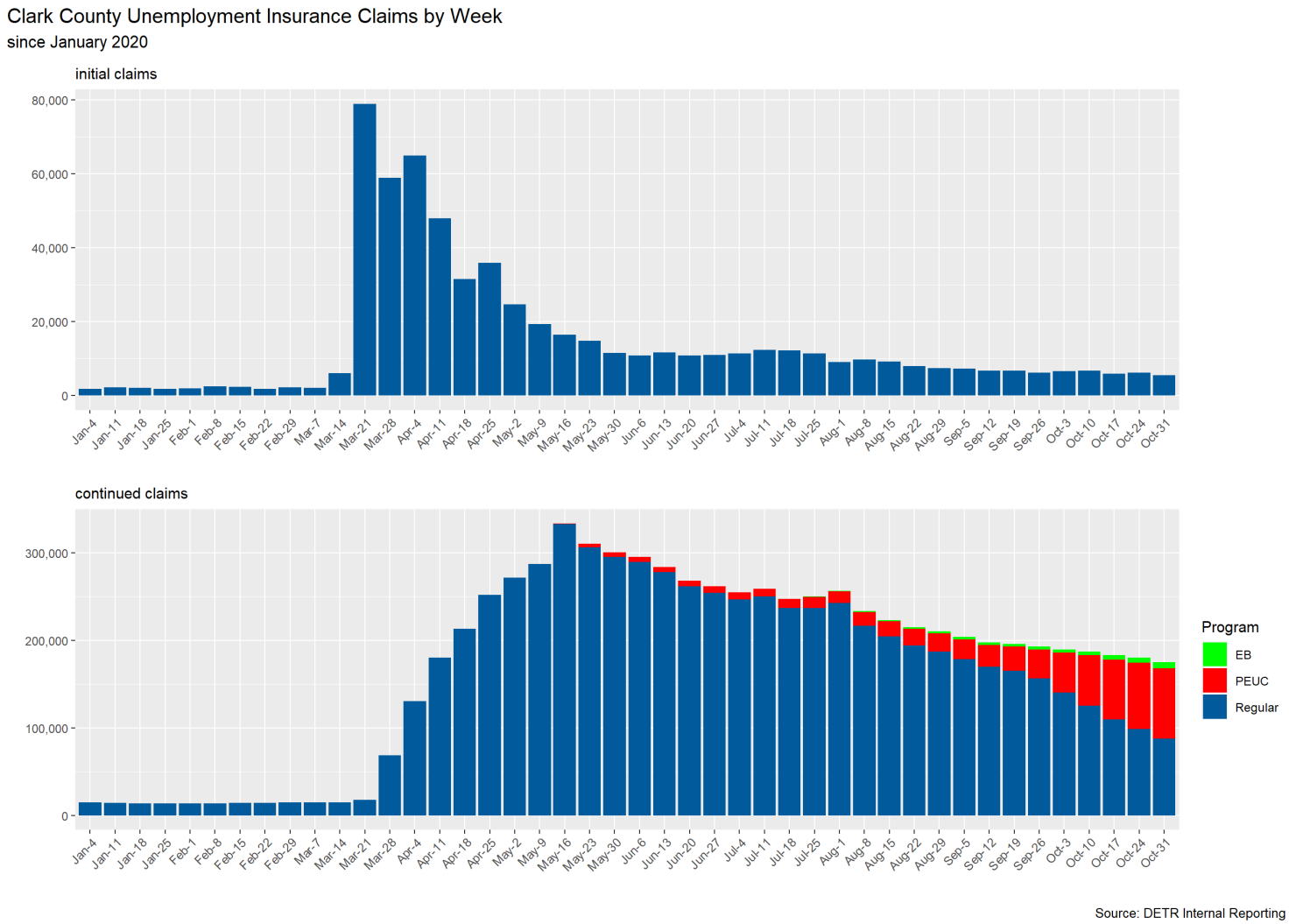

Source: DETR Internal Reporting

UI Claims for Douglas County

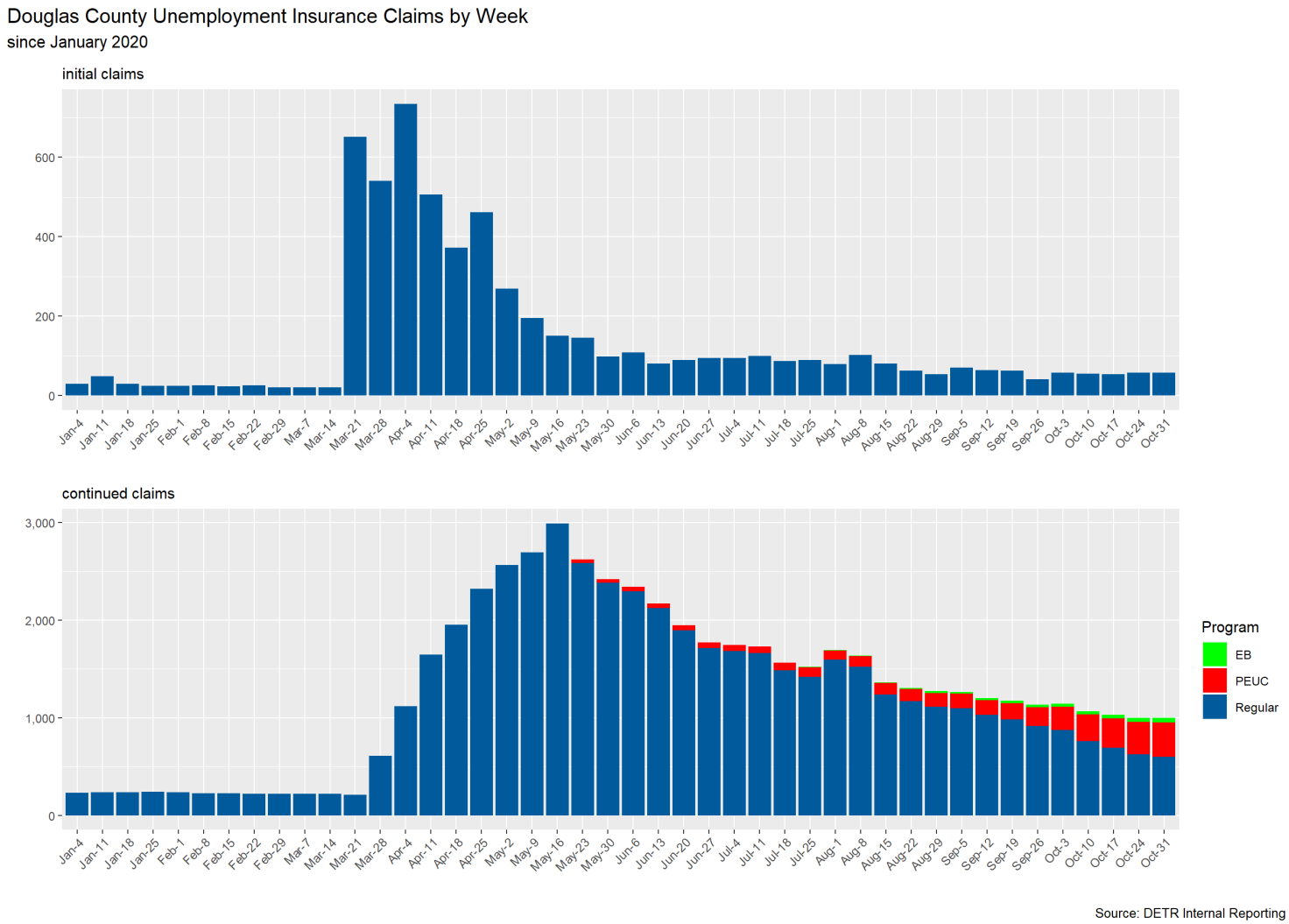

Source: DETR Internal Reporting

UI Claims for Elko County

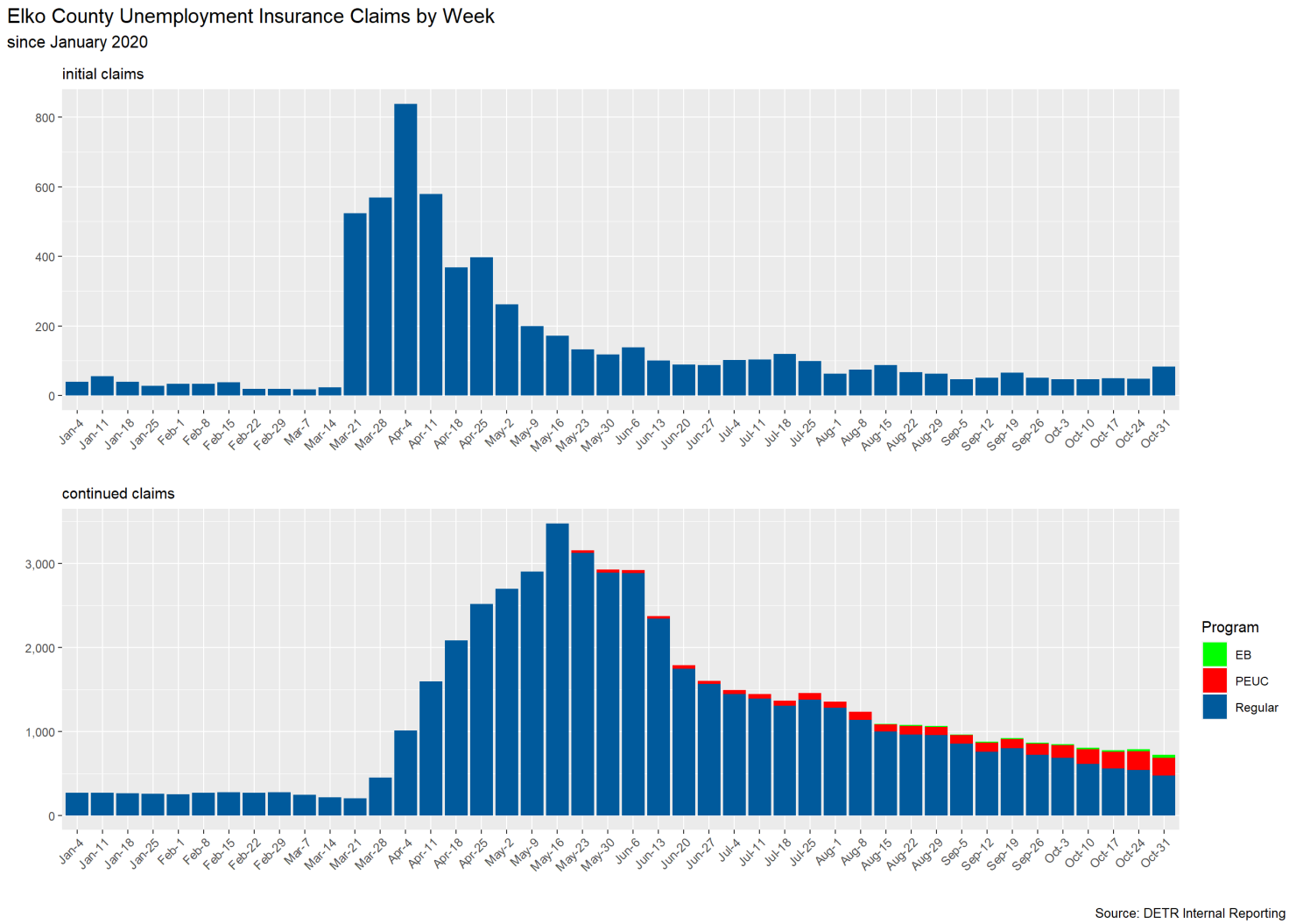

Source: DETR Internal Reporting

UI Claims for Esmeralda County

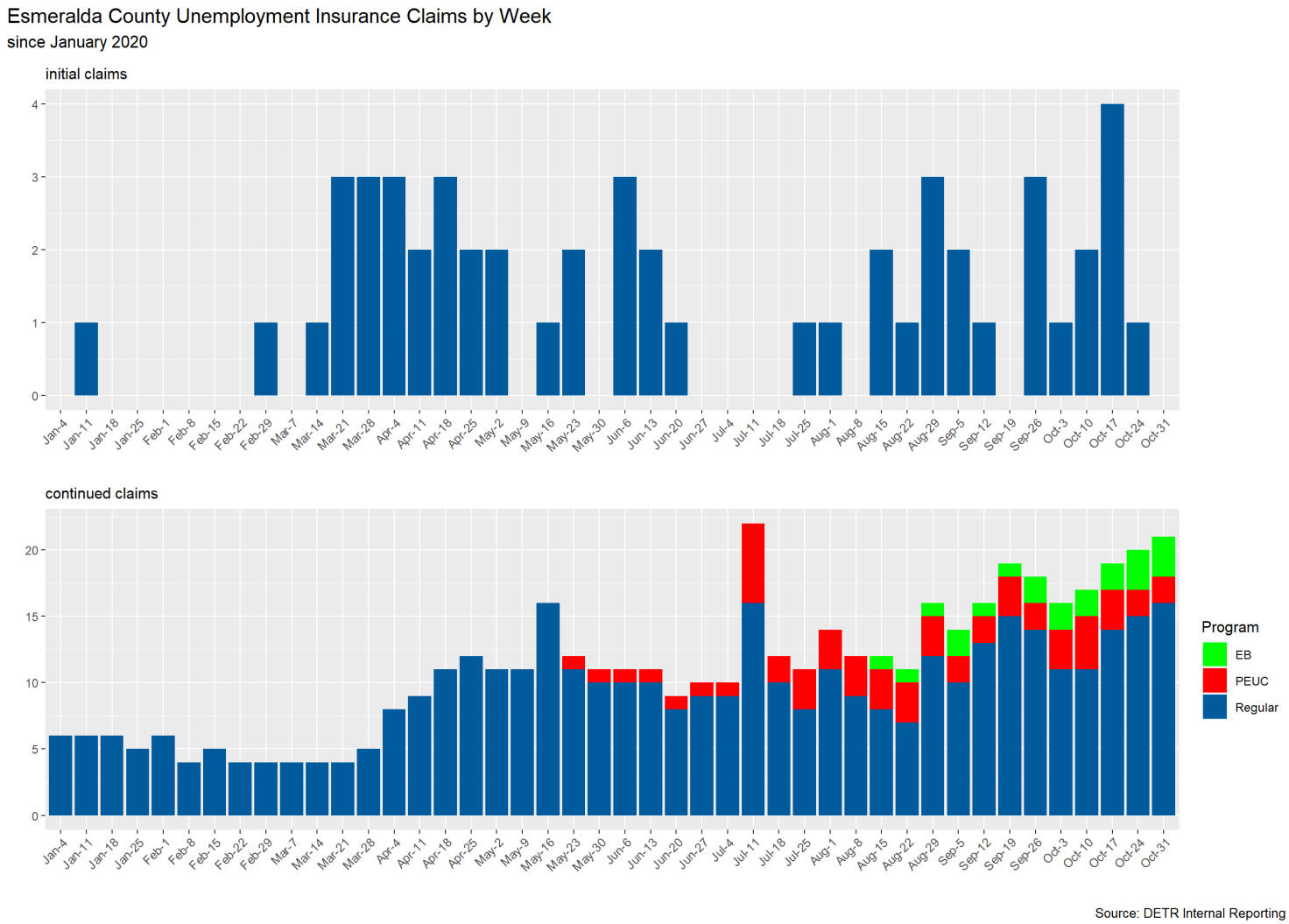

UI Claims for Eureka County

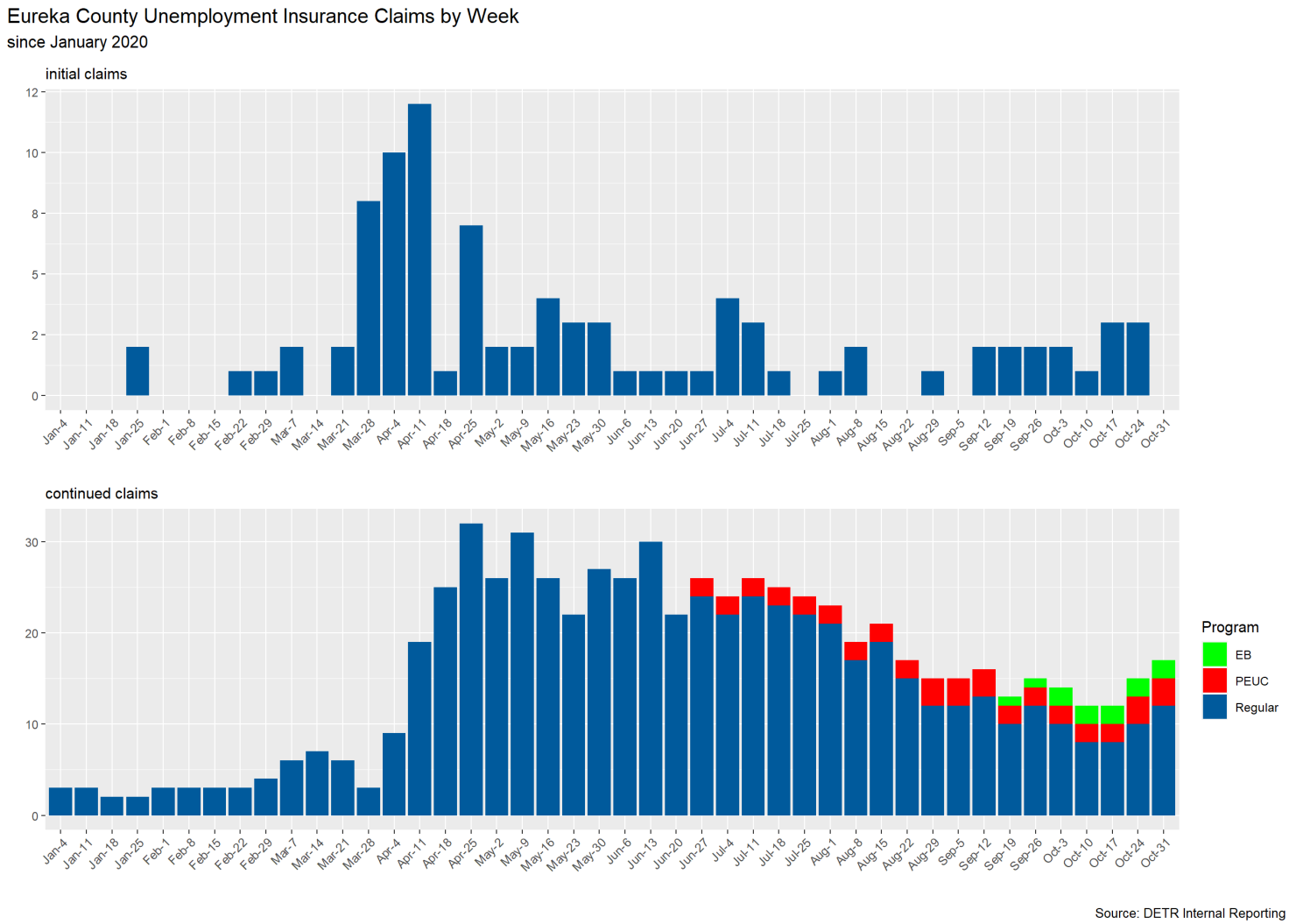

UI Claims for Humboldt County

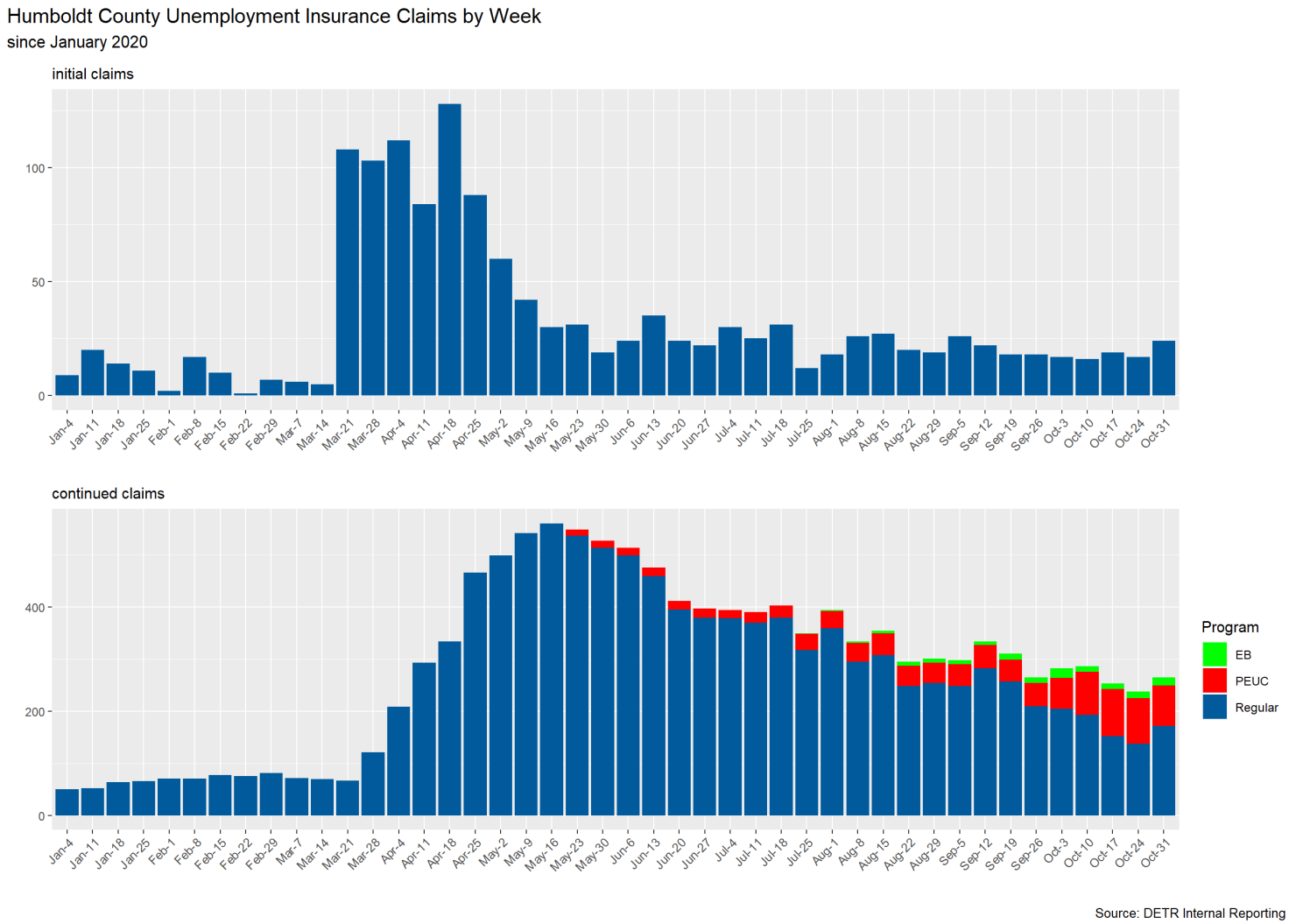

Source: DETR Internal Reporting

UI Claims for Lander County

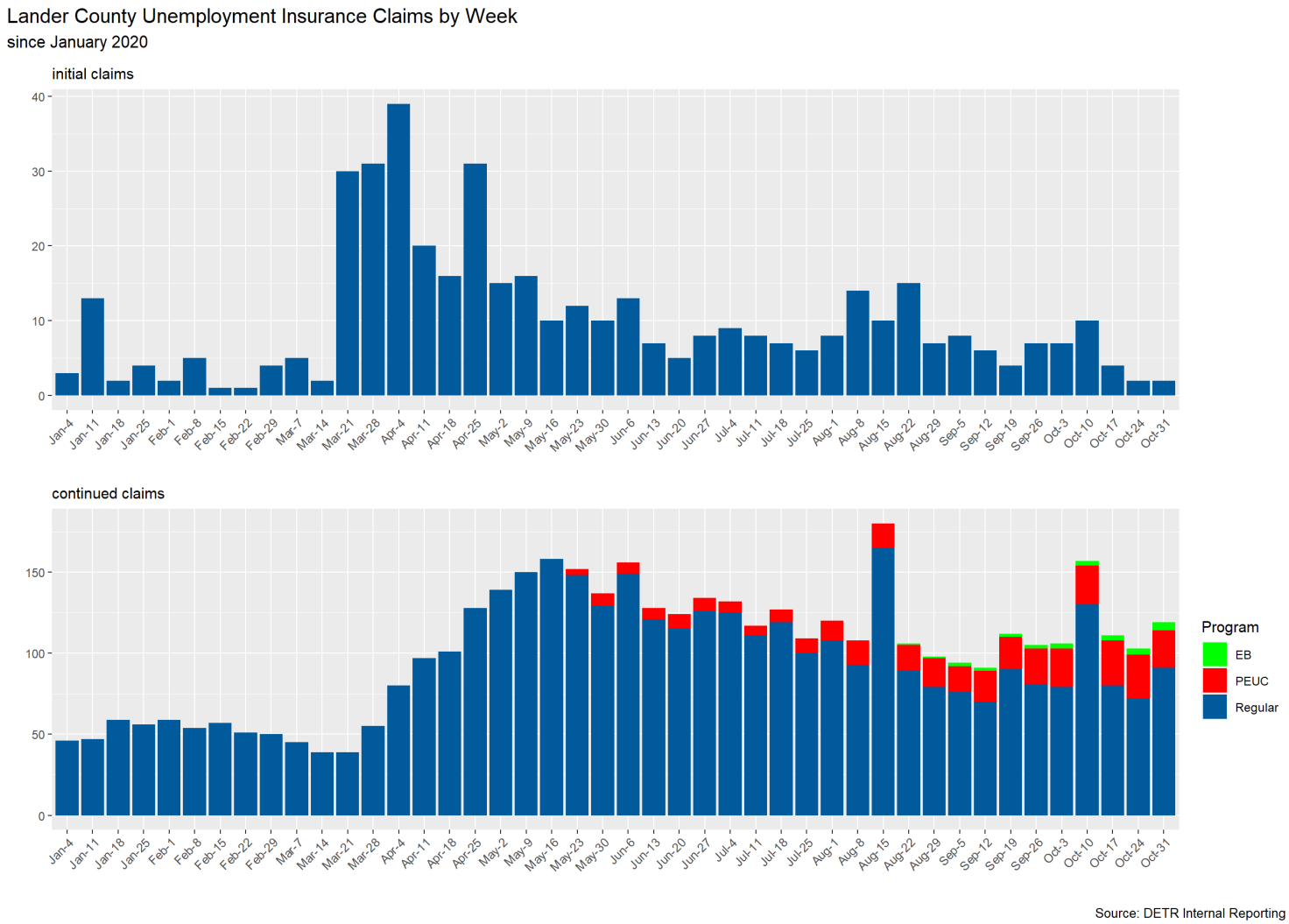

UI Claims for Lincoln County

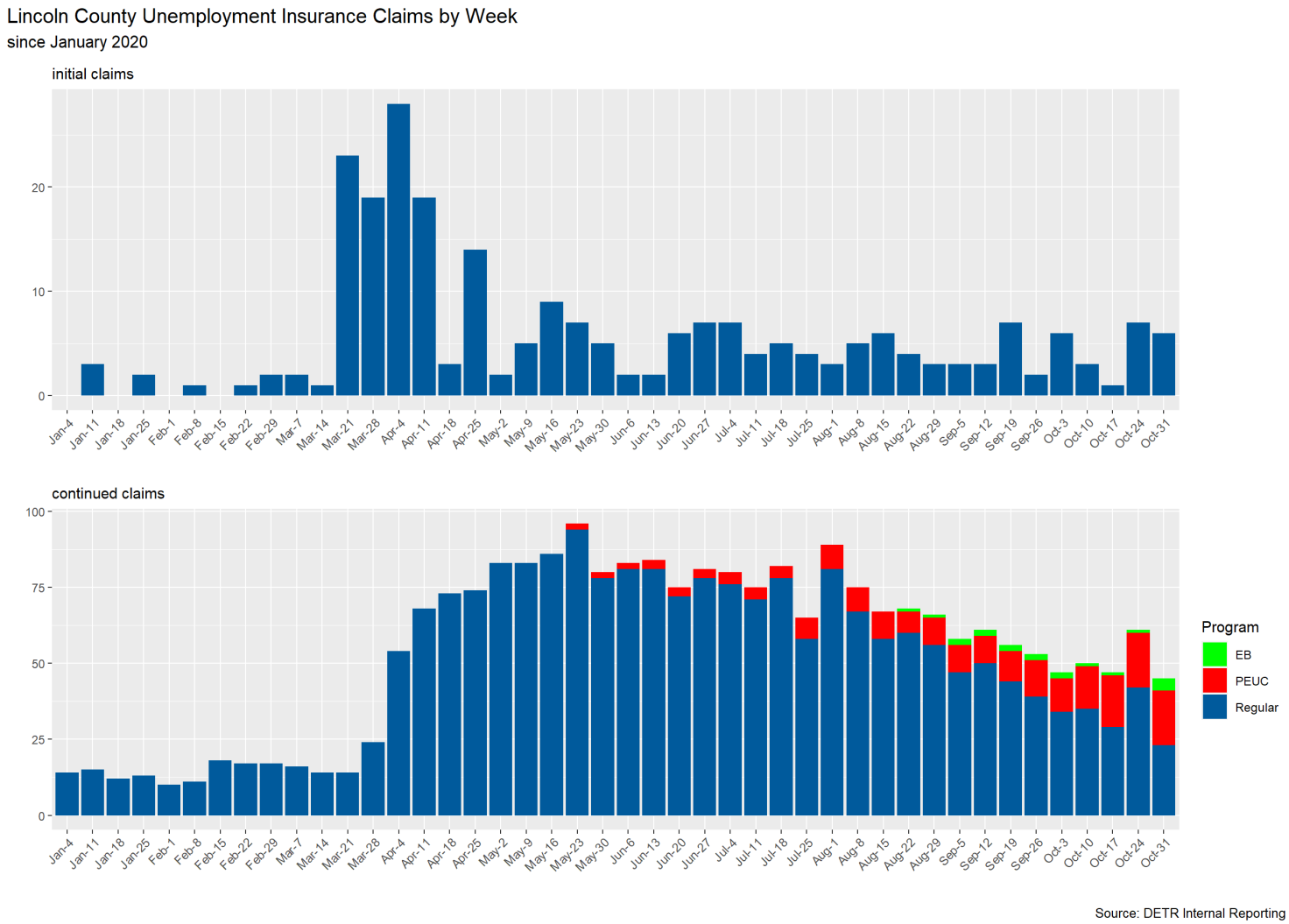

UI Claims for Lyon County

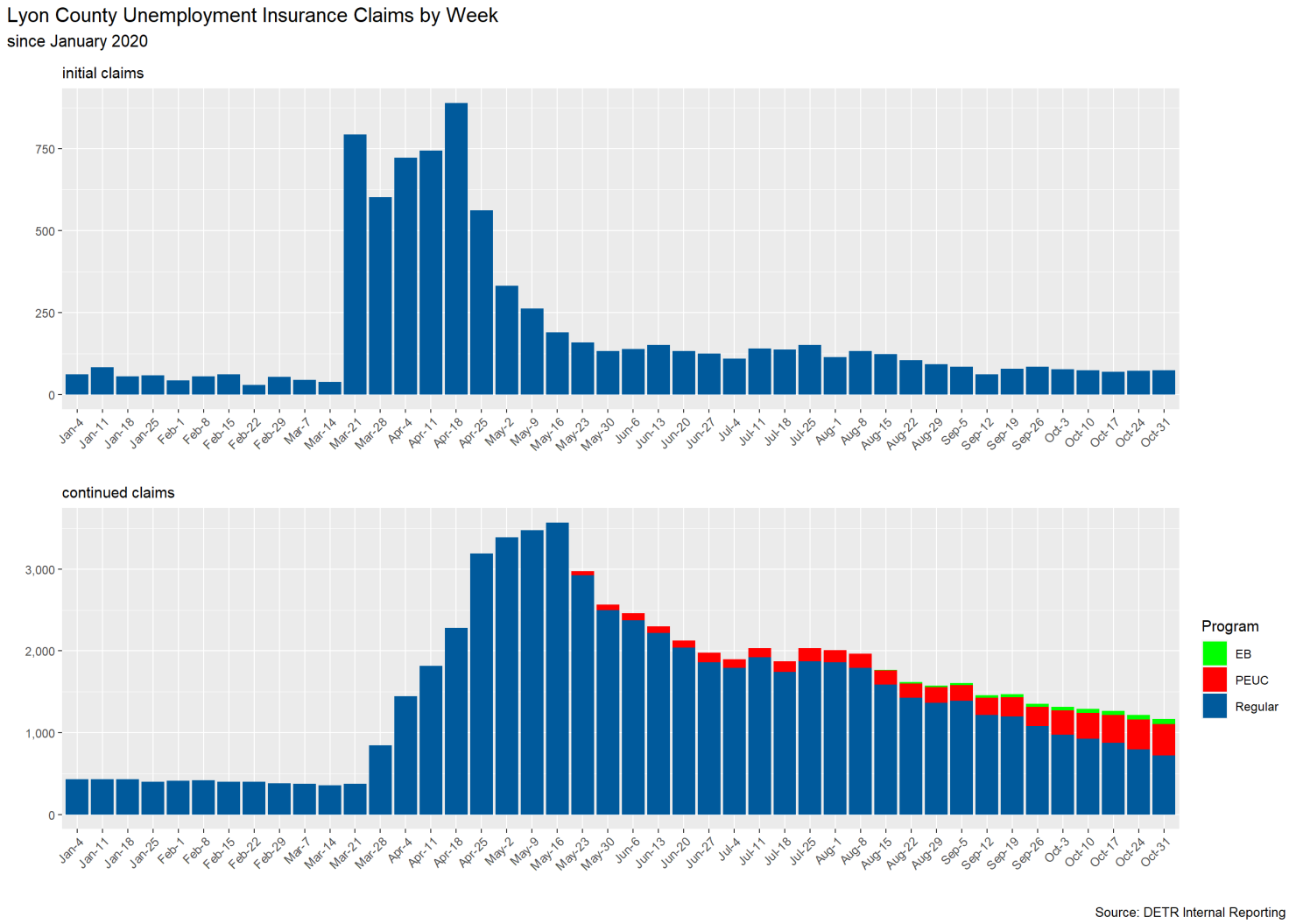

Source: DETR Internal Reporting

UI Claims for Mineral County

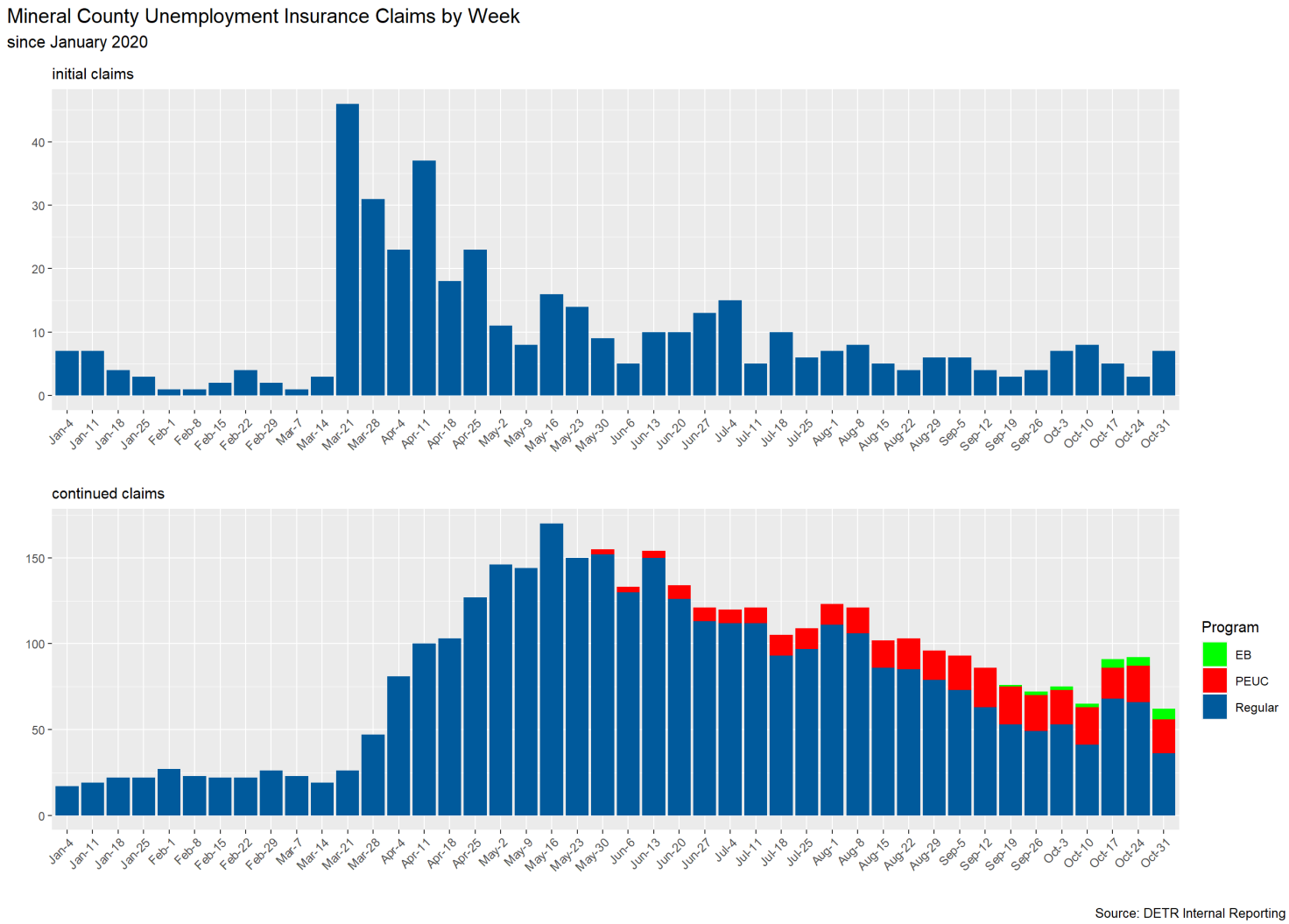

UI Claims for Nye County

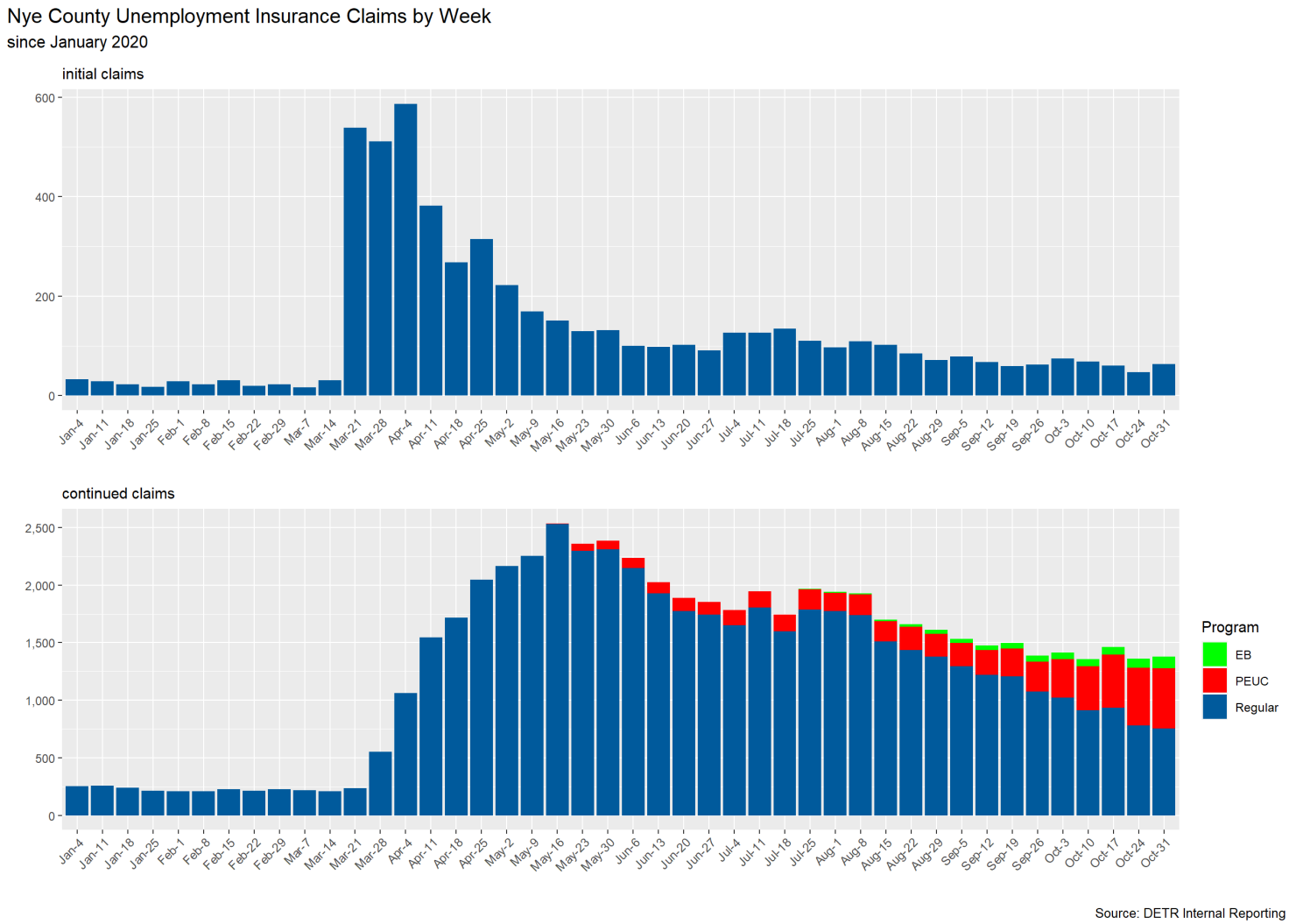

Source: DETR Internal Reporting

UI Claims for Pershing County

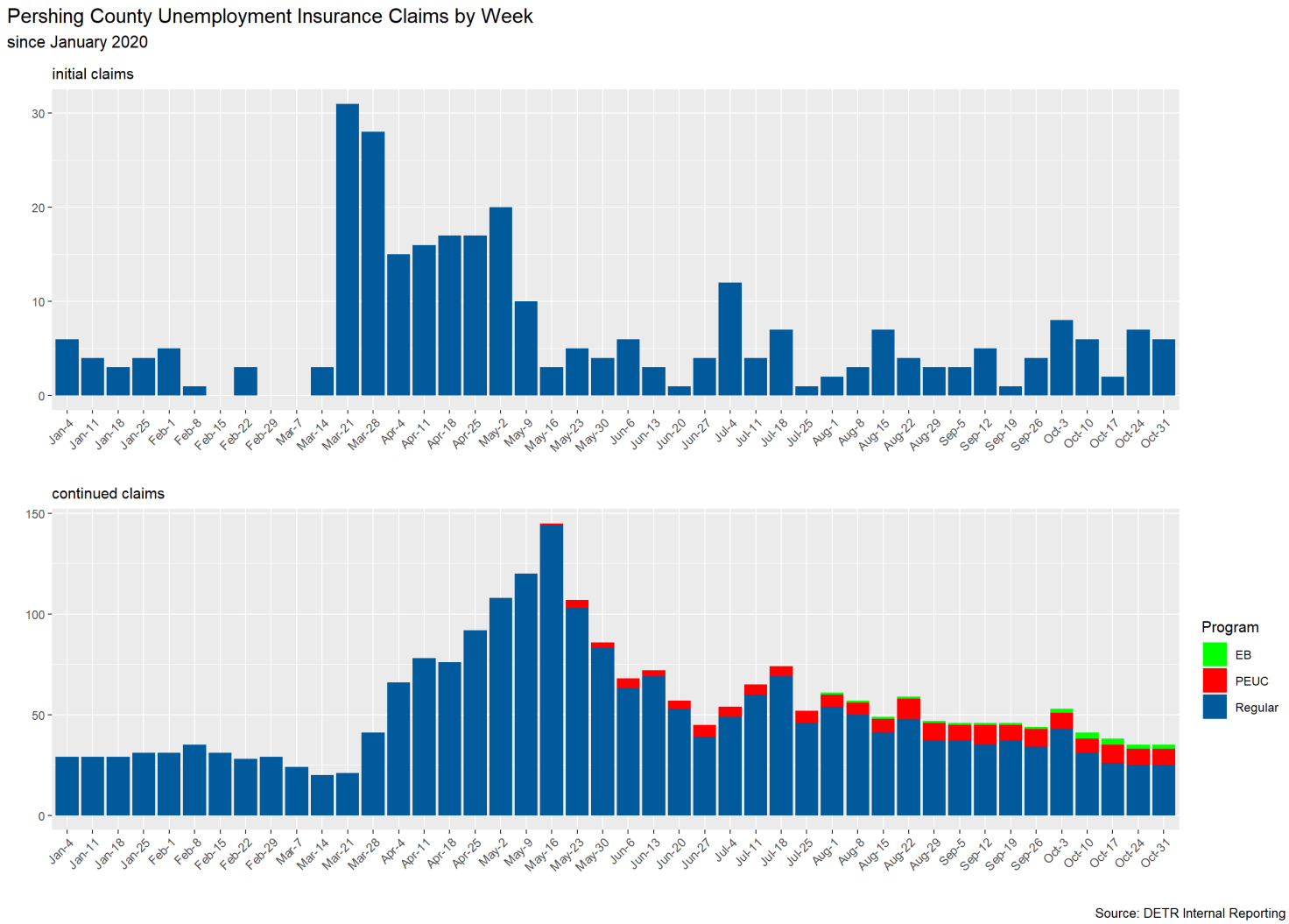

Source: DETR Internal Reporting

UI Claims for Storey County

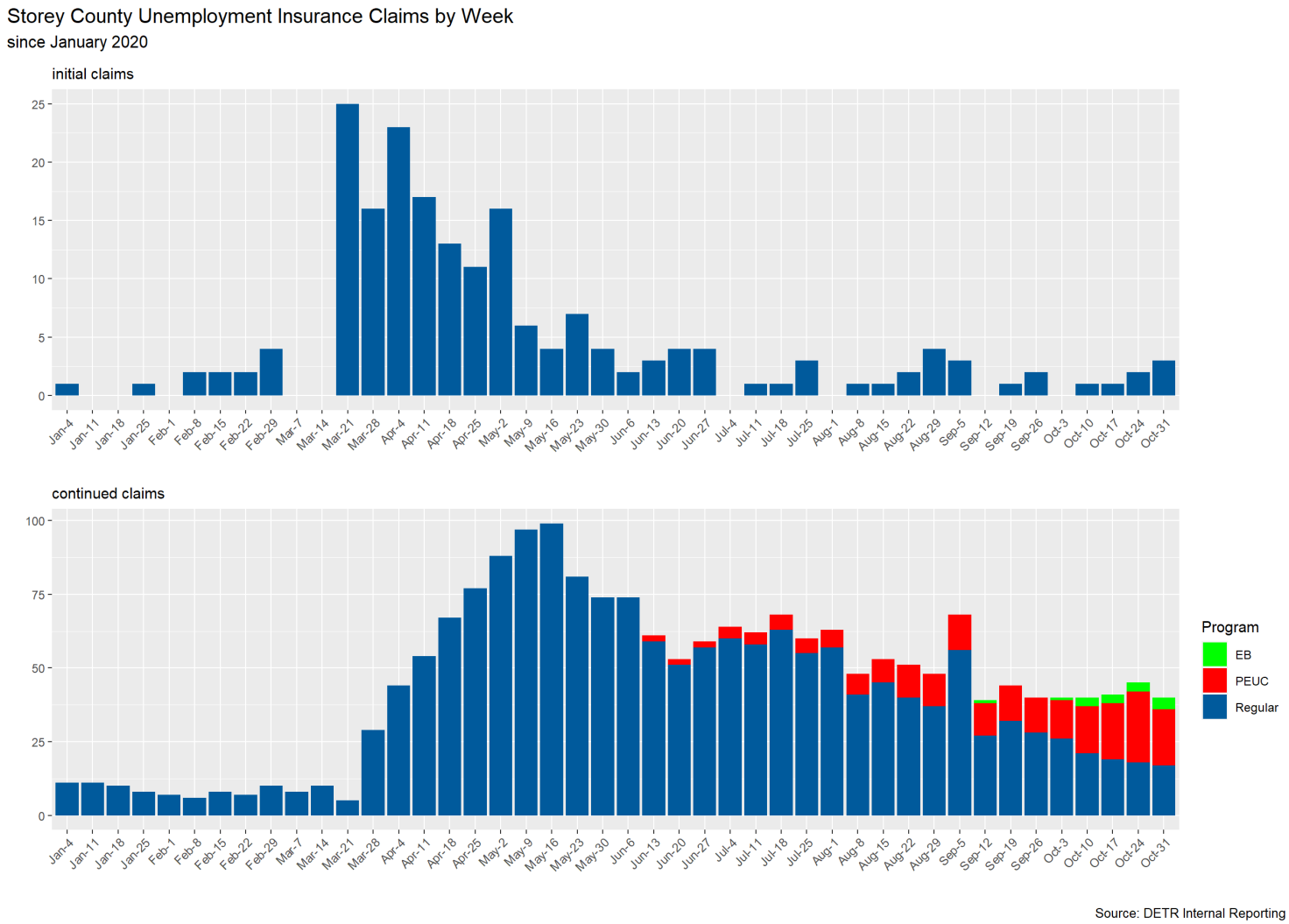

UI Claims for Washoe County

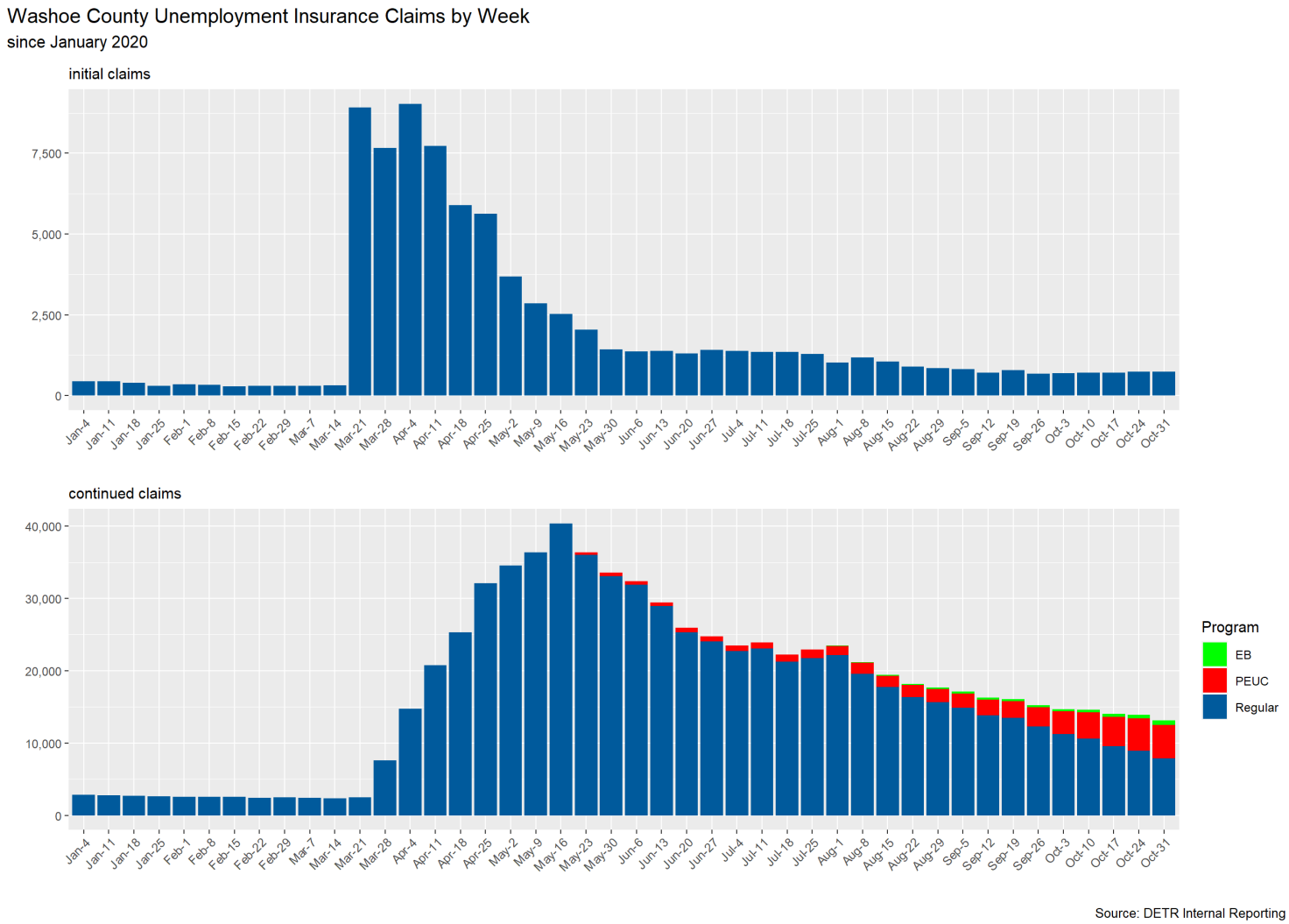

UI Claims for White Pine County

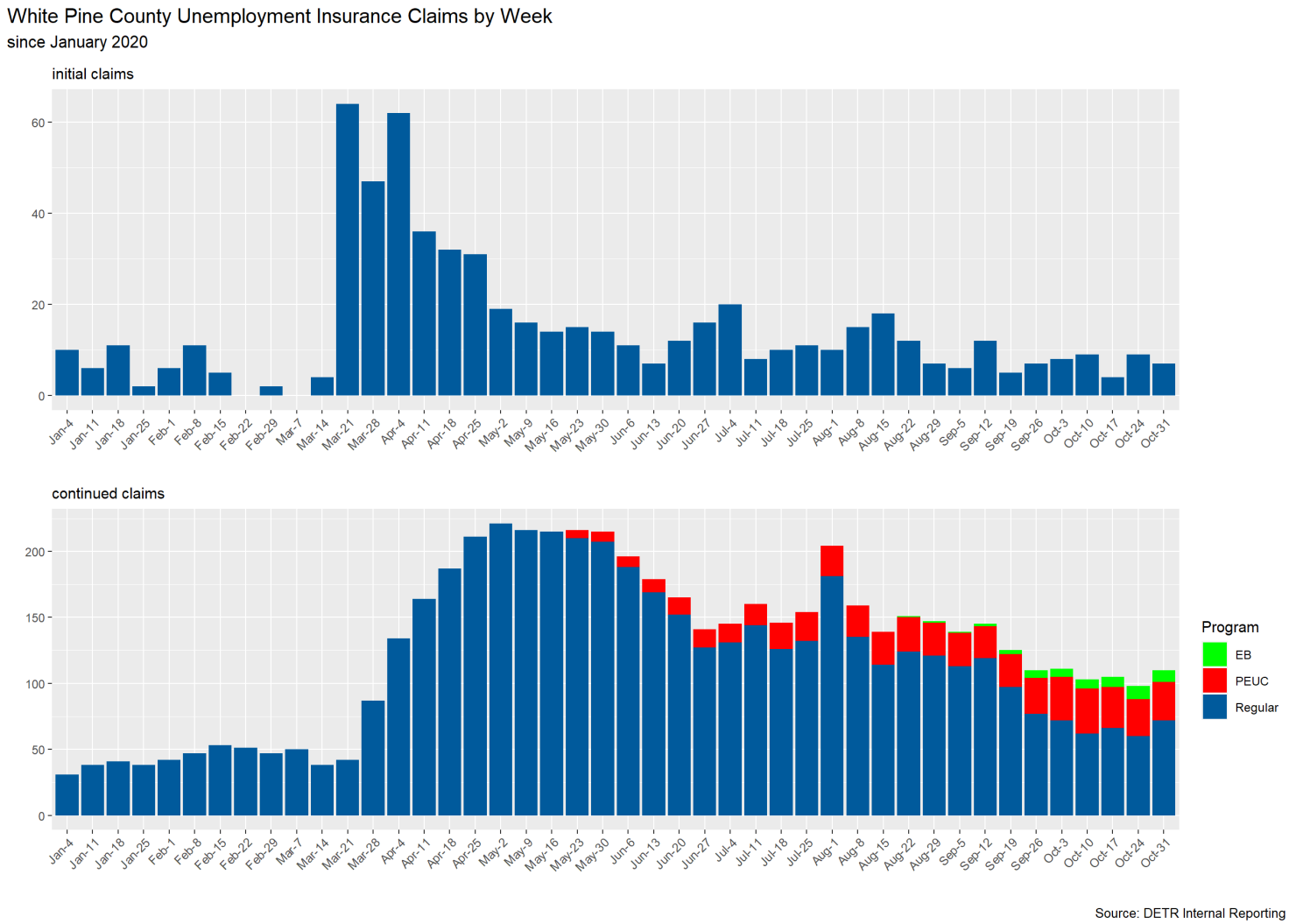

Data Dashboard Page

In effort to limit the overall length of this report, an interactive report was created that includes weekly data for all programs. This data is available for download on the "Data" tab of the Weekly Claims Characteristics by Program report below.

Weekly Reports

Weekly Claims Dashboard

The claims data contained on the ETA 539 report are used in current economic analysis of unemployment trends in Nevada.

Weekly Claims Characteristics by Program

This report provides weekly information about the characteristics of claimants in Nevada for all programs.

Weekly Claims by County

The claims data contained in this dashboard provide unemployment insurance trends by county in the State of Nevada. This dashboard allows for exploration of these trends.

Monthly Reports

Monthly Claims Dashboard

The ETA 5159 report contains monthly information on claims activities and on the number and amount of payments under state unemployment insurance laws. The data on this report provides the basis for many common UI measures such as average duration, exhaustion rates, weeks compensated, and benefits paid. This dashboard allows for exploration of these measures and trends in the State of Nevada.

Monthly Claims Demographics

The ETA 203 report provides information about the characteristics of Unemployment Insurance (UI) claimants in Nevada. This data is useful in describing the population of claimants and determining how that population changes over time and under various conditions. It can also be compared with characteristic figures of the total unemployed as published by the Bureau of Labor Statistics (BLS).

Glossary of Terms

Initial Claim: Any notice of unemployment filed to request a determination of eligibility for unemployment insurance benefits, or to begin a subsequent period of eligibility within a period of eligibility. Initial claims measure emerging unemployment in the state.

Additional Claim: An initial Claim which reopens a previously existing claim, where the claimant stopped filing due to intervening employment.

Reopened Claim: A reopened claim is filed if you have previously filed a claim but never submitted any weekly claims.

Continued Claim: After an initial claim determines a claimant is eligible for unemployment insurance benefits, the claimant's weekly benefit claims are counted under continued claims. Continued claims in aggregate represents the insured unemployed receiving benefits in the state, and is used for economic purposes.

Credits

Special thanks to all the R and RStudio developers that built the packages to make this possible!

Packages used in this report: xaringan, xaringanthemer, tidyverse, rmarkdown, viridis, scales, data.table, RcppRoll, kableExtra, knitr, patchwork, ggforce, ggthemes

Prepared by:
Department of Employment, Training & Rehabilitation
Research & Analysis Bureau