



Pandemic Unemployment Assistance (PUA) Applicants: Username and Password Self-Reset

Login to EmployNV using your username/password if you are an existing user. Otherwise click on the **File a PUA Claim** button to start your PUA claim. You can also click on the **File Your PUA Weekly Certification** button if you already have a PUA claim established, to file weekly claims.

Username

Password

Sign In

Forgot Username/Password?

Register

En Español

File a PUA Claim

File Your PUA Weekly Certification

If after you enter your Social Security Number (SSN) and answer the eligibility questions, you are directed to this page:

EmployNV

Please review the information below.

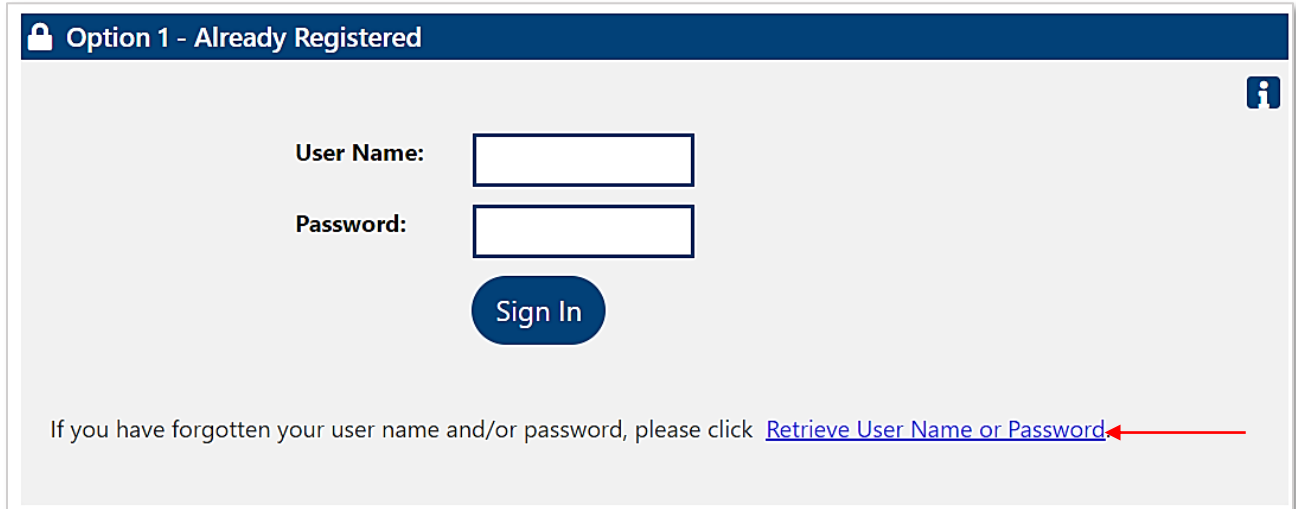
We have found an account that matches your social security number. You will need to sign in to the system to continue the Unemployment Compensation process. Once you have signed in, please click the File a Claim link.

[Sign in](#) to continue.

<< Back

It means your information for a regular Unemployment Insurance (UI) claim from UInV has been shared with EmployNV's PUA application or you may have previously registered with a Nevada JobConnect Office.

Please click on the **Sign in** link. You will be directed to the page below:



Option 1 - Already Registered

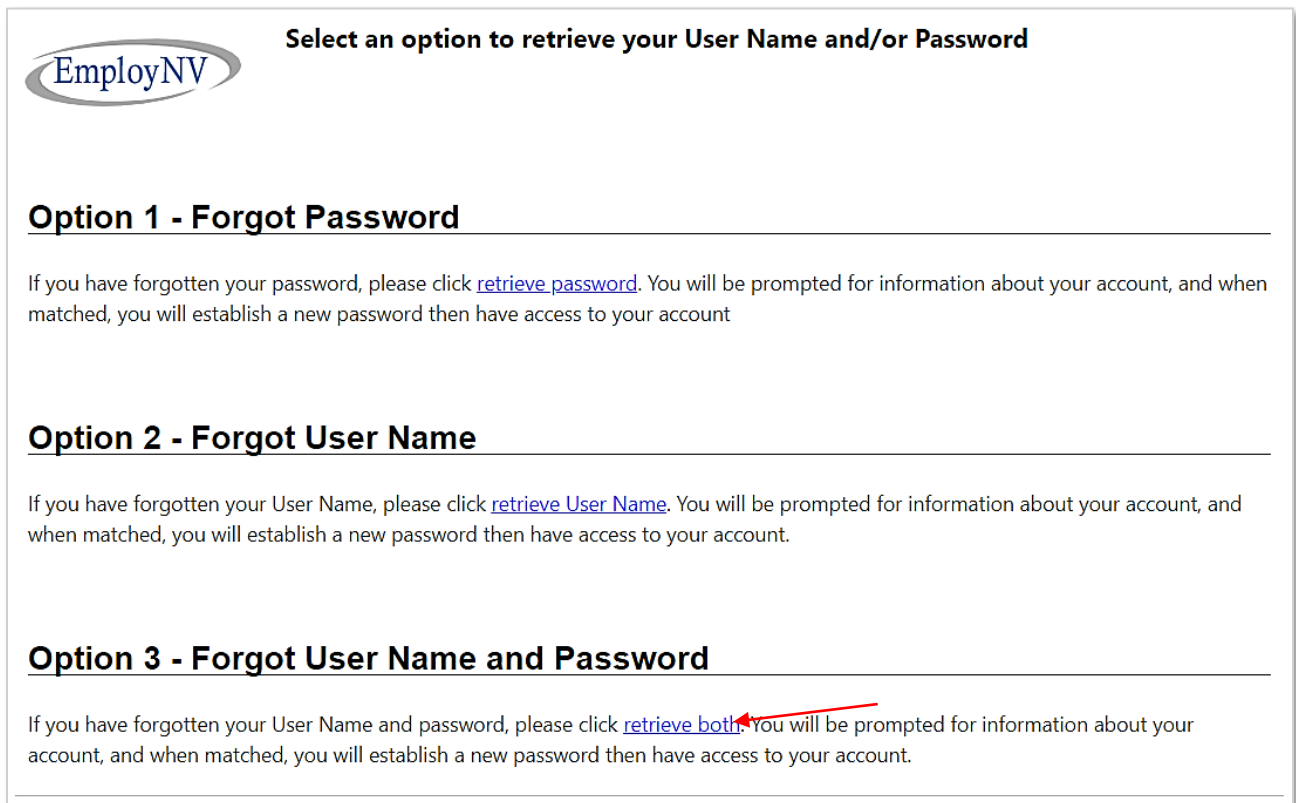
User Name:

Password:

Sign In

If you have forgotten your user name and/or password, please click [Retrieve User Name or Password](#)

Click on the Retrieve Username or Password link. You will then, be directed to the reset page where you will have three options to choose from. Selecting option three will allow for both **username** and **password** to be reset:



EmployNV

Select an option to retrieve your User Name and/or Password

Option 1 - Forgot Password

If you have forgotten your password, please click [retrieve password](#). You will be prompted for information about your account, and when matched, you will establish a new password then have access to your account

Option 2 - Forgot User Name

If you have forgotten your User Name, please click [retrieve User Name](#). You will be prompted for information about your account, and when matched, you will establish a new password then have access to your account.

Option 3 - Forgot User Name and Password

If you have forgotten your User Name and password, please click [retrieve both](#). You will be prompted for information about your account, and when matched, you will establish a new password then have access to your account.

Select **Individual** from the "Did you register as" options and click the **Next** button.

- Please note, clicking the “Go to Contact Staff” link will take you to a Contact Us page where you can submit a request to have a staff person contact you. This request may take longer depending on the volume of username/password reset requests received.

Complete the required fields and then click the next button to begin the retrieval process.

* Indicates required fields. For help click the information icon.

* Did you register as

Individual

Employer

Staff

<< Back Next >>


[\[Go to Contact Staff \]](#)

You will need to enter all required fields marked with the red asterisk [*] to obtain your username and reset your password. Keep in mind, the information used to locate your EmployNV user account is the same information used when you filed an UI claim on ui.nv.gov. If the information does not match you will be redirected to the **Contact Us** page to request assistance from a representative.

Your Information

* First Name:

* Last Name:

* Date of Birth: (mm/dd/yyyy) 

* Social Security Number: (no dashes)

* Confirm Social Security Number: (no dashes)

* Zip Code: